


August 1995

\$4.00

Motorhome Marketplace



Postmaster:
Return Whole Copy Postage Guaranteed



GOLBY MOTOR CORPORATION

The World's Largest Maintenance and Restoration Facility For GMC Motorhomes!

• Parts & Accessories • Service • Renovations • Restorations

Come visit our *NEW* showroom and 32,000 square-foot facility in
Orlando, Florida —

"The Vacation Capital of the World!"

After you visit us, you won't have to ask,

"What are we going to do next?"

Sitting on 4 1/2 acres, our new facility offers a full line of parts and services --
from minor repairs to complete *Frame-Off* Restorations.

Conveniently located just twenty minutes from major theme parks and attractions, including WALT DISNEY WORLD, Sea World, and Universal Studios Florida, we invite you to visit us at 7600 South Orange Avenue in Orlando. Then, *after* — or even *while* — we service your GMC Motor Home, you can enjoy Orlando and the surrounding area attractions!

Parts & Accessories Showroom And Exclusive In-House Parts Store

- Complete line of RV Parts and Accessories
- Extensive Inventory of *Replacement Parts* That Meet or Exceed OEM Specifications
- *Hard-to-Find* Parts/Accessories
- Replacement Body Panels Made Using the Original GMC Factory Molds

Fully-Equipped Service Center

- Fifteen Oversize Service Bays
- Paint and Body Shop
- Complete Interiors and Trim, Including Upholstery and Cabinets
- Secure Storage for Your Motorhome
- Spacious, Comfortable Air-Conditioned Waiting Area



(407) 859-9000

CALL OR WRITE TODAY OR "JUST DROP BY" — YOU'RE ALWAYS WELCOME AT GOLBY'S!

Golby Motor Corporation — *"The Capital of the World" for GMC Motorhomes*

• 7600 South Orange Avenue • Orlando, Florida 32809 • PARTS ORDER LINE 1-800-872-1462

GMC Motorhome Marketplace

Volume 4, Issue 8

August 1995

Publisher

Stephen J. Galovic III

Editor

Kathy M. Galovic

Classified Advertising

Jeannee Bella

Commercial

Advertising

Stephen Galovic

Subscriptions

& Circulation

Jeannee Bella

Staff Authors

Jack Brewer

Kathy Galovic

Stephen Galovic

Photography

Jack Brewer

Kathy Galovic

Behind The Scenes

Mary Lockhart

Tera Galovic

Mark Bailey

Shelley Peters

Laurie Boyd

Jacqie, Alayna, & Nikki

7091 Broadway, Suite D

Merrillville IN 46410-3537

Phone & FAX (219) 769-7733

Contents

Letters To The Editor	6
We Need Your Input	10
GMCs REQUIRE TLC	11
By D. R. Polvado	
Emission Controls, Clean Air and the GMC	14
By Ray Dzierzek	
This Olde Coach	16
By Stephen Galovic	
Coach and Owner	20
Crafts on the Road	24
Tasting Good	27
Service Tips	28
GMC Motorhome Clubs	30
Coming Events Calendar	31
Advertiser's Index	38
Classified Advertising Order Form	39

GMC Motorhome Marketplace (USPS 012-004) is published monthly (12 issues per year) by Marketplace Publications. GMC Motorhome Marketplace is a division of Marketplace Publications with offices located at 7091 Broadway, Suite D, Merrillville, IN 46410. Subscription rates are \$25.00 (\$35.00 Money Order in US Funds for Canadian Mailings). International Delivery rates available upon request. Second Class Postage paid at Gary, Indiana 46401 and at Crown Point, Indiana 46307

Postmaster: Send **whole copy** returns and address changes to: GMC Motorhome Marketplace, 7091 Broadway, Suite D, Merrillville, IN 46410.

GMC Motorhome Marketplace is not affiliated with General Motors Corporation or any GMC Club or Organization. GMC Motorhome Marketplace does not knowingly accept deceptive or misleading advertising. If you have a contrary experience with respect to any merchandise or service herein, please, contact GMC Motorhome Marketplace. GMC Motorhome Marketplace reserves the right to decline to publish any advertising that it determines may be deceptive or misleading. GMC Motorhome Marketplace reserves the right to edit letters and manuscripts for reasons of space and clarity. Manuscripts, photography, illustrations, news releases, and travel information that could be of interest to GMC Motorhome owners are welcomed and will be considered for publication. Reproduction in whole or in part without written permission is prohibited. Statements of fact or opinion are made on the responsibility of the authors alone and do not imply the opinion of GMC Motorhome Marketplace, its' officers or assigns.

LEISURE DAYS
INSIDE - MOUNTED WINDSHIELD COVERS

Solar protection by day & privacy by night.
Always clean & dry. No bumper climbing.

AIRWINGS

For cockpit ventilation. Clear acrylic.

BLOWERS & COWL VENTS

Reduce engine compartment temperature
(Reviewed in the April 1995 issue.)

HAWK AUTOMATIC FIRE EXTINGUISHERS

Mounted in engine compartment. Only one on market!

JACOBS ELECTRONIC PRODUCTS

Rotors/caps, standard and ceramic wires, computer ignition,
special distributors, etc.

SEND FOR BROCHURES & PRICE LISTS

JANA ASSOCIATES


1073 W Powers Ave.
Julia and Norm Kasch

Littleton, CO 80120
(303) 795-9281


RAGUSA PATTERN SHOP, INC.

Custom GMC Parts - Metal Patterns - Models - Castings

SEND FOR A FREE CATALOG



Air Vents
Bumper Pads
Bumper Steps
Flag Holders
Handles
License Plate Frames
L.P.G. Door Vents
Mirrors



Rear Battery Tray
Signal Lights
Starter Brackets
Strong Box
Transmission Cooler Pan
Wheel Lifter Level Bars
Welcome Steps
And More

1920-D E. Warner Ave., Santa Ana, CA 92705
Phone (714) 261-5898

We welcome comments from our readers. Please address them to GMC Motorhome Marketplace, 7091 Broadway Suite D, Merrillville, Indiana 46410. Those letters chosen for publication may be condensed or edited.

GMC Motorhome Marketplace readers are invited to submit material or articles for publication. Topics may cover any item of interest to GMC motorhome owners including submissions for any of our regular columns, and may range from short stories, to personal suggestions and opinions. Submissions may be sent in any form, from personally written, to any kind of a print out or completely typeset. Even IBM compatible 5-1/4" or 3-1/2" disk files may be submitted. If you have pictures to include, any type of print is acceptable. Photographic prints and/or drawings should be included whenever possible. Photocopies of pictures or Polaroid pictures can be submitted, but unfortunately they often may not reproduce well. Unused submissions will not be returned unless submitted with a Self Addressed Stamped Envelope. Mail all submissions to Editor, GMC Motorhome Marketplace, 7091 Broadway Suite D, Merrillville, Indiana 46410. The editor will review all materials published but does not assume any responsibility for the accuracy of its content.

To all GMCMM readers,

We try hard to keep all our accounts accurate. However, we are only human and sometimes make mistakes. To help prevent this possibility, please, include your customer number (it is just above your name on your magazine's label) in all your correspondence.

Thank you for your co-operation in this matter.

Thank you,
Accounting Department

455 cu in Engine HI-PERFORMANCE

It has been Re-Manufactured and is now available as a complete engine, we offer custom engine replacements using the Oldsmobile 455 for your GMC motorhome. We tailor each to meet your specific performance needs.

5 year or 50,000 mile Warranty *

Prices Start At \$4,500.00

* If installed by Winterfeldt, plus Labor

Full Dyno Testing Now Available For All GMC Motorhomes
We Can Check any horse power at any RPM

Converter

After market converter. Strongest converter you can buy. Direct replacement for all 1973 thru 1978. This converter is tailored for towing a car or other heavy loads, or hi-performance engines.

Built-in drain plug. Furnace Brazeo fins. 1/4" diameter needle bearings. 3 year or 30,000 mile Warranty

\$310.00

425 Transmission

HI-PERFORMANCE

Two downshifts

Towing Heavy Loads or Big Hi-performance Engine. High performance heavy duty clutch packs and more. Transmission Air Vent.

Modified to stop fires. A must for increased horsepower.

3 year or 30,000 mile Warranty *

\$1,510.00

* If installed by Winterfeldt, plus Labor

Shim Kit

Do you have a bent Control Arm? You can fix it.

\$55.00

Hi-Volume Water Pump

Increase cooling flow up to 75% over stock water pumps

3 year or 30,000 mile Warranty

\$125.00

Rear Suspension


Control Arm Pins and Bushings For 1973 and 1974 with 1 1/4"

Now available as a complete kit

\$895.00

Our Total Peace of Mind Warranty

In the unlikely event of engine or transmission failure, We come to you to perform the needed repairs or replacement - NOT the other way around. We feel this is the strongest warranty ever offered in the Remanufactured Industry. If you hear of a better warranty be sure to get it in writing. At Winterfeldt we feel you should sleep at night - we'll do all the worrying.



**5468 Gunbarrel Road
Longmont, CO 80503
Phone (303) 530-4995**

Letters To The Editor

On our second trip to Alaska in the fall of 1994, we met a couple who marveled at our GMC. In December they sent us pictures of their new purchase -- an Eleganza II. If they aren't on your list, I'm sure an introductory issue would interest them. We enjoy your issues, thanks
B J Herzberger
Bluff Springs IL

Thanks for the referral. We are happy to report these folks have been subscribers since November, 1994, however we much prefer having duplicate referrals than possibly missing a prospective subscriber. Keep those "Do a friend a favor" referrals coming in!

I'm perhaps sticking my nose in where I shouldn't, but my boss, Lew Poppleton, was proudly passing out the June issue of the GMC Motorhome Marketplace featuring his coach. There is no doubt about his being very proud of his coach and the extremely fine article you wrote. I would like to differ with one sentence in the article that said he has "so little time to use the motorhome because of his work." Nothing could be further from the truth! Between the GMC rallies, Kentucky Derby, and the NASCAR races, we're lucky to see him at all. His nationwide group of friends will get a charge out of this, and I'm only his manager (maybe ex-manager) of one of his stores.

Sincerely,
Kathy Westervelt
Elmira NY

We all love our coaches. It seems hard to find enough time to enjoy them thoroughly. We have heard similar "excessive coach time" remarks from some of our local friends, and yet don't get to do nearly as much traveling in ours as we would like.

We brought our Palm Beach, a '76 in '77. It now has about 40,000 miles. I will retire this summer and expect to update the coach and enjoy some travel. I may even find time to drop you a line on our progress. Your issues are a joy each month.

Best regards
J A Huna
Warren OH

With only 40,000 miles logged to date, your coach should have many rewarding future ventures to offer you. Glad to hear you're going to have the time to enjoy traveling. Looking forward to your line.

I am new to the ranks of GMC coach owners and, as you might expect, have been bitten by the bug. I will spare you all the story of the hunt, the find, and the retrieval; but, I got it. Part of the search included a free copy of your magazine submitted by our good friends, the Millers in St. Onge, SD. I was also in contact with Jim Anstett here locally. I didn't realize he was so famous in the GMC ranks, but he sure knew what he was talking about. My thanks to all who helped, and will help in the restoration.

One of the first things I did was to subscribe to your magazine and order all the back copies. Something that comes to mind right away is to recommend you upgrade the paper used in printing. I admire your choice to consider the environment, but I have some good reasons for making this request. I am sure I am

not alone in considering the magazine an excellent source of reference. For example, I got my coach home only to read Lew Poppleton's Zig-Zagging story in the May '95 issue and found that he described the problem I had experienced exactly. Told me that I had a fixable problem and what to tell the alignment people. My copies will become part of the coach history and will be retained for many years to come. Upgraded paper will keep better over the long haul. I would be very happy to pay higher subscription rates to cover the added expense. The picture quality would be enhanced also. The articles are excellent sources of ideas and inspiration. So much so that I will not be content until my 1973 Glacier is completely remodeled, inside and out. One picture is worth a thousand words as they say. Clearer pictures will speak more clearly. I have been very interested in the remodeling stories and what people have done with their coaches. It would be very nice if they included the source of some of the items. In particular, where do I get the air dam, grille and bumpers built by Mona Bilt (Del Daily)? I looked for an advertisement but couldn't find one. Another example, Joe and Ruth Gough mention the use of Kemlite for the headliner. Maybe this is common stuff you can get at K-Mart but I would be interested to hear how it was installed and where you might get the material. Perhaps a "Where can I get?" column would be a nice addition. Tell the article writers to get into more detail on some of the more uncommon modifications. Some "How To" articles would also be very interesting. Hope these suggestions are taken with the same good will with which they are offered. I enjoy the magazine very much and look forward to future issues. Thanks for your contributions to the GMC community.

Sincerely,
Chuck & Jan Campbell
Fort Collins, CO

From the earliest issues, our readers have helped us with quality suggestions and improvements. They are documented in the Letters to the Editor columns. It has gotten to the point where we must hold costs down for the majority of our readership. We found it would be out of our small consumer price range if we upgraded the paper weight and texture, and added "camera ready photos" and inside color. Most of our work is done on our "in house" desk top publishing system. The cost of the printing upgrade as you suggest is far greater than one might imagine. In addition, the highly increased cost of mailing, due to the weight increase, would have to be passed on. Please believe

us, you would be surprised at the total cost of the increase. (NOTE: Please, see J. Webber's letter later in this column.)

Del Daily has not been an advertiser yet; however, you can reach him at;

*Mona-Bilt Boats, Inc.
5830 S. W. 53rd Terrace
Miami, FL 33155
Phone (305) 661-9632*

Please tell Del how you found him, we have seen his products and sincerely believe he has a lot to offer to the community. By the way, yours was definitely not the first request we've had for more information about Mona Bilt.

*On articles, we always find ourselves begging for more articles from the community and are very grateful for the ones we get. Often people find their materials at a small local shop and feel their source information probably would not help someone else half way across the country; but, then again maybe just knowing the type of shop could be helpful. The **Where to Find** column sounds like an interesting idea. Would you like to seed start it with some of your discoveries? How-to articles are high on our request list. Thank you for your suggestions — we always look for and appreciate corrective criticism and the sincere helpful manner we believe them to have been presented.*

Please send a complimentary copy of GMC Motorhome Marketplace to the enclosed. He recently purchased a 1975 GMC (don't remember model) and is looking for as many resources on these motorhomes as he can find. We have a 1977 Palm Beach that was purchased in 1982 by my father-in-law. Over the years it has been to Florida, twice; east coast, once; Smokies, twice; tip of Texas, twice; Mt. Rushmore, twice; Yellowstone, once; numerous trips to Traverse City, Michigan and many other trips. Some trips were adventures, some misadventures. You can patch a hole in the radiator with a screw from eyeglasses, small piece of handkerchief and liquid steel. It held for two months before it was professionally repaired. We are currently in the process of refinishing the interior ourselves with an outside paint job in the future. This year, we have joined FMCA and the GMC Great Lakers. Enclosed is a picture of the marquee of the Renaissance Theatre, Mansfield, Ohio taken in January 1995. Our son, Don, works at the theatre. He is the one who has done most of the refinishing which includes making new fronts for the kitchen and living area cabinets. We hope to see you at a rally one of these days.

Sincerely,
The Pontiouses
Bill, Eudora & Don
Mansfield OH

One more emergency fix to go along with the bar soap on the gas tank and chewing gum on the radiator.

I am writing to say that I have sold my 1976 GMC Royale that you have been advertising for me. I have certainly enjoyed reading your magazine, and I recommended that the new owner of our GMC subscribe to GMCMM and join GMC Classics / GMC International. My wife and I may buy another GMC to have an excuse for taking your magazine and being members of GMC Classics/GMC International.

Sincerely,
Ira Hugh Harrington
Fort Worth, Texas

Glad we could help. Hope you find another GMC to love, but you don't have to own one to be a subscriber. We'd hate to see you leave the community.

Please send me information on obtaining service manuals and accessories for the GMC Motorhomes. Any other info would be helpful. I have recently purchased, and am in the process of restoration of one. Thanks in advance,
Andy Tomes
Slidell, LA

We've covered where to get service manuals several times in previous issues (back issues) and just about everything you might need is available from the many fine companies advertising in GMCMM and are only just a phone call away.

Please renew our subscription for another year. We find the magazine useful and informative. Thank you for putting a lot of effort into the magazine. "US" GMCers appreciate it.

Linda and David Ireland
Williams Lake B.C., Canada

Thanks "YOU", it's great to be appreciated.

Just a note to tell you we enjoy the magazine each month, as well as all the past issues. On a recent Sunday, as we were driving in the country, we saw a GMC in a farm yard. Being curious, we stopped and found a proud new owner of a partially painted coach.

Please send an issue to him. Keep up the good work.
Sincerely,
Wes and Elane Nielsen
Des Moines IA

Done.

It's been sometime since I've seen you'all, but do enjoy the Marketplace along with your articles and information. We met you at one of the rallies. We did some entertaining — pickin and singing — me on the mandolin and Betty on the guitar. I have a 1975 Palm Beach — actually it's an '85, 90, 91, 92, 93, and 94. I've been upgrading for 10 years. It now rides, drives, runs, and has more power than when it was new. I've rebuilt steering, engine, trans., installed Caspro-power drive — now have 3.50 — works great, drive from KY to NC — through hills without shifting. I do have shift kit, trans. cooling pan, front & rear sway bars also from Caspro. New fresh water tank, electronic sending unit, Alcoa 16" wheels w/G159, Goodyear tires Lt235/85R16. I wouldn't trade them for any I've ever tried. Leather power seats, new upholstery and commercial carpet that can be swept with/broom. New clear coat paint job — I think about the best I've seen. Tinted glass, whisper quiet Shurflo water pump with accumulator tank, larger brake shoes and wheel cylinders, also Zip-Dee awnings. Wallace front hubs. I use Amsoil syn. grease, oil and fluid. We don't take an auto with us, we drive it wherever we want to go and average about 9.7 mpg. I also installed a larger Bus-type steering wheel and love it. Betty says next thing is one of Alex Birch's screen doors, but I haven't been able to find him. I would like to buy one overhead cabinet to match mine. I also have Doug Thorley Headers but haven't installed them yet. I've haven't had any trouble with manifolds in last 8 years. I would like to hear from owners who have headers. Which is best, dual exhaust or new 311 pipe?

I would appreciate your prayer, I now have Lymphoma, but am doing good and pickin' and singin' a lot. I take one day at a time and try to live it to the fullest. I've said many times — yesterday is like a Cancelled Check, tomorrow is like a Promissory Note, but today is like Ready Cash — spend it the best we can.

C. Roger Lewis
Moorehead KY

Sounds like you have a lot to be proud of. Did you recognize your coach's picture displayed in the July '95 Pride in Ownership?

Well, another year has almost come and gone. I can tell by the fact that I have only one magazine protector that doesn't have a GMC magazine on it. So, please send me twelve more. I noticed in your Premier issue, page 14, you show a drawing of a GMC with double tandem rear wheels. I just wondered if you realized at the time that such a machine existed? I am enclosing a copy of a picture of the "Midnight Express" located in Santa Rosa, California. Also, on the back page is an ad for Westach. I can tell you from experience they make fine products. I bought a tachometer and oil pressure gauge (both 3 inch) that are nice instruments. I might add that I, like a lot of people I guess, have each copy you've ever issued. I keep them in two large binders and refer to them often. Keep up the good work,

Edgar Wagoner
Vallejo CA



I have heard rumors of its existence, but now I'm not sure if it was before or after that issue. Now, thanks to you I at least have seen a picture of it, as by the time you read this so will most of our subscribers.

You have a wonderful publication — lots of good info. We just went to our first rally in Coure D'Alene, ID. Had a good time, although I didn't get to spend any time checking out other coaches. I saw a GMC at a local Spokane restaurant and met the owner. They just got the coach and were on their way back to B.C., Canada. Would you please send them a complimentary issue A.S.A.P.? I talked to a GMC guru, Bob Fry, at the rally, and he and I decided that new owners are in desperate need of information. After two months of ownership, I knew almost everything about my coach. Thank God, at least I put in the correct wheel bearings

on the front. Thanks again, and keep up the excellent work. A commitment to publish this magazine definitely takes time from other more fun endeavors, but I for one, really bless you and thank you for the commitment. God Bless,

Dave Jablonski
Spokane WA

Issue sent and again thanks, for both the referral and the appreciation.

Not only myself, but several GMC friends I have met, really enjoy your magazine. Improvements your readers have shared have helped us keep our classic RV. in good shape. I am writing to ask you to send a copy of Motorhome Marketplace to a real nice gentleman I talked to at an air show. He was a P-38 pilot during World War 2 and uses his GMC to travel to air shows.

Thank you,
John Eldridge
Ventura CA

Thanks for the kind words, John. Your friend Fredric is already a long time subscriber. We were unaware of his war experience however. We salute both of you.

We saw a copy of your publication at a recent GMC rally. We would like to receive copies of our own. What do we need to do to get on your mailing list?


Sincerely,
Margaret Bovee
Powell Butte OR

Thank you for asking, Margaret. You should have received a complimentary issue by this time.

I would like to be a subscriber to your magazine, but I can't justify the \$25.00 cost per year on my fixed income. If you run any specials, please let me know. Thanks

J. Webber
South San Gabriel CA

Never have and don't really plan to, thanks for asking anyway. We wish we only had to pay \$25.00 a year for our copies.



We Need Your Input

As a subscriber of this magazine you have had the opportunity to read and enjoy the submissions of other GMC motorhome owners like:

Bill Bryant
Gene and Janet Weaver
Howard Kirsh
Cliff Golby
Donna Johnson
Orv and Elaine Lewis
L. J. Frear
Leon R. Hetherington
George Boal
Micheal J. Murray
Claude Davis
Dean and Cherie Miller
Mike Bond
Wendell Streech
Bruce Winslow
Sy and Sigrid Huntington
Lyn Robinson

Manuel and Deolinda Trovao
A. J. Hoffs
Evelyn and Ralph Brumbaugh
Andy Milot
Bob and Elaine Dobrenski
Peter Roell
John and Bobbie Hensley
Gary Kosier
Dave & Donna de Graffenreid
Norm and Julia Kasch
Edward O. Lease
Bernard Parsley
Keith and Myrle Oxford
Ray and JoAnne Dzierzek
Claude Brousson
Ken W. Tidwell
D. A. Brasseaux

Jim Anstett
Don and Gerri Johnson
Fred Foy
Horst H. Becker
Don Perry
John and Carol Waybright
William J. Helmore
H. Sterling Slayton
George L. Stuart
M. O. Lewis
John Clement
Ray and Judy Vahle
Dan H. Asher
Shirley Bird
Frank Pettinga
Maxine and Donald Larmon
John and Darlene Sue

And all the people who have sent in to
Letters to the editor
Service Tips
Crafts on the Road
Product Information
For Your Information
Coming Events Calendar

And, let's not forget all of the people who
have allowed us to feature them and their
coaches in "Coach and Owner."

These authors have sent their contributions to us for your benefit. Surely you must have had experiences that others would appreciate reading about. Submissions may be sent in any form, from personally written, to any kind of a print out or completely typeset, even an IBM compatible disk file on 5-1/4" or 3-1/2" disks. If you have pictures you would like to include, any type of print is acceptable. (Photocopies of pictures and Polaroid pictures can be submitted, but unfortunately they often may not reproduce well.)

Topics can be anything which might be of interest to GMC motorhome owners such as:

- * Traveling experiences
- * Suggested places to visit
- * Favorite places to stay
- * Tips on servicing the coach
- * Personal modifications to your coach

- * Historical information about the coach
- * Experiences with a service facility or vendor (Good or Bad)
- * New product information
- * Existing favorite product information
- * Craft projects
- * Favorite Recipes
- * Personal customization of your coach
- * Compliments or criticisms on this magazine
- * Suggestions for articles
- * Any recommendations to GMC motorhome enthusiasts

Amateur writers are very welcome. We are glad to help polish your articles with spell checking, grammar checking, and definition clarity. Pictures and graphics submitted with articles make them even more entertaining.

This is your magazine and your input is greatly appreciated. Not only by us, but by all the people in the GMC community.

Send your submissions to:
GMC Motorhome Marketplace
7091 Broadway, Suite D
Merrillville, IN 46410-3537
Phone or Fax (219) 769-7733

We all Thank You

GMCs REQUIRE TLC

By D. R. Polvado
Fort Sumner NM

I never join clubs; they make me think *responsibility*, *crowds* and *schedules* — all of which I violently oppose. I love GMCs, however; and, I am inclined to feel something of a kindred spirit toward those who drive them. I can also be persuaded to talk with other GMC owners in parks, service stations, along the roadsides or wherever I can stop them. To this end, I submit what I hope to be of some help to those like me — dumb enough to become intimately involved with one of these *creatures* in the first place.

The love of my RV life was purchased in June 1990. It was a true basket case, inside and out — a faded 1974 Canyon Lands orange crate.

In 1972, I almost became a criminal trying to come up with the asking price for a new GMC. That was the most beautiful machine I had ever seen. I decided not to rob a bank and opted instead for a 1967 Travco. Since then, my wife and I have spent many happy hours traveling some 300,000 miles through 49 states, Canada and Mexico in four different rigs.

Enough of my life history! Let's get down to the nitty-gritty. I have read many letters and articles (in GMCMM) involving maintenance problems. (The editor has said it in many ways, folks; you are driving an 18 to 22 year old motorhome.)

After driving used rigs for 22 years and doing all my own maintenance (none of my rigs have ever been to a shop), I feel qualified to address the following issues.

MOTORHOME — this is a culmination of house, city utilities (both gas and electric) sewage system (or septic system), and personal transportation system all rolled into one. One may wish to add a truck to that description, also. Yes, it takes maintenance — much maintenance, packing CV joints and wheel bearings (on the early models), brake systems, alternators, starters, water pumps, rear suspension systems and the list goes on and on. You can either perform the maintenance between trips or on a trip; but, *it will be done!*

One should especially consider that you are probably buying the lack of maintenance from a previous owner, because he had the *benefit of low mileage*.

MILEAGE — advertisements stating 50, 60, and 70,000 make me laugh. Unless you have verifiable documentation, forget it. The odds are you can add another 100,000 miles to that figure.

After 5 tedious month's lay-up and approximately 2,000 man-hours rebuilding our GMC, we have had few problems

and no on-the-road breakdowns in 50,000 miles of driving.

There are a couple of problems I have not seen addressed; so, let me do it here.

TIRES — When replacing bias-ply tires with radials, eventually **you will** replace the old bias-ply wheels. Radial tires stress rims differently than bias-ply and will eventually crack a bias-ply rim. This is information I received from Budd and Firestone following several cracked rims. The Firestone standard wheel (6 x 8.75) has an "R" stamped after the P.N. on the radial rim. Don't let local dealers mislead you. Two dealers in my area assured me there was no difference in the wheels. If you opt for a different size and brand wheel, I would advise you check with the manufacturer to make sure it is compatible with the tire you are running.

TIMING CHAIN — Another item of interest to consider on high mileage engines is timing chain wear. The old 455 seems to be fairly easy on chain stretch. However, everything mechanical wears out eventually. Mainly the time chain is one of those out-of-sight, out-of-mind items. It gives you very little indication of wear until it jumps a tooth or breaks. When that happens, an otherwise sound engine can be trashed.

I am convinced my old 455 has about 200,000+ miles on it. At about 170,000 miles, I began to hear possible timing chain rattle; so, I performed a "lag" or "slop" check (these terms depend on whether you are an engineer or a shade-tree mechanic). I won't try to explain this "check," except to say it is a means of determining whether there is an exorbitant amount of *play* between the crank shaft sprocket and the distributor rotor, or not. If you feel uneasy, I would recommend seeing your engine expert.

In my opinion, an engine with 100,000 or more miles should have lag checks performed. In my case, the lag was 11°, a very dangerous situation.

Replacing the timing chain and gears can be accomplished without removing the engine; however, there can be problems doing this. Installing the chain cover without leaks is a major undertaking and you are trusting in luck more than ability; since the chain cover forms a seal for the oil pan, a certain amount of prying and squeezing is required.

In summation, let me say (like anything else — autos, homes, your wife) GMCs require a lot of TLC to keep them purring. After all, isn't that why we bought *the old dude* in the first place?

Back Issues Are Available


Back issues of GMC Motorhome Marketplace are available while supplies last at a cost of \$4.00 per issue which includes first class delivery. Please include payment in full with your request. Use the convenient order form on the page to the right.

January 1993




Alligator in the Tank, Old Dogs and Dependability, C&O "Zack and Faye Cartwright," Hidden Storage Space, Steering Wheels, Flywheels, Electro-Level Upgrade, Calico Lady Air Freshener, Lemon Shrimp Spread and Deviled Crab Quiche

July 1993




Stranded in the Ghetto, This Olde Coach (The Exhumation), C&O "Charles and Mary Lea," Once In a Lifetime, Creative Paper Sculptures, Pork Other White Meat, Tire Codes, Onan Generator, Air Compressor Belts, Stretched Lug Nuts, Exhaust Manifolds, Ceiling

February 1993



The Magic Bus, The ABCs of GMCs, Totally Stroked, C&O "Hal and Jane Lively," Replacement Dashes, Add on Instrument Clusters, Awnings, Oil Dipstick Tube, Gas Tanks

August 1993




On the Way to Zephyrhills, Modern Taillights, This Olde Coach (The Voyage Home), C&O "Carlton and Anita Whitney," Louisville RV Center, Fantastic Felties, Strawberry Lovers Unite

Premier Issue




Welcome to our Premier Issue, C&O "Stephen and Kathy Galovic," Oil Cooler Lines, Small Body Leaks, Radiator Saver, Wind Wings, Transmission Dipstick, Pressed Flower Bookmarks, Bar-B-Q Meatloaf, Layered Toss

March 1993



The Alaska Highway 'Don't Feed The Bears', C&O "Rudy and Nancy Clark", Steering Linkage, Steer Safe, Map Info, Frozen Bolts, Headers, Outside Water Spigot, Quillow 'Quilt in a Pillow', Turkey Roll-ups and Chocolate Mousse

September 1993



Motorhome Shopping in Northern Indiana Area, The Predicament, Shared Experiences, The Dream's Alive!, C&O "David Price & Janine Etrillard," This Olde Coach (A Dog's Bath), Roof Ladder Mounting, Beaded Name Bracelet, Spinach 'n' Strawberries, Com Coblet Salad

October 1992



Camping at Clifty Falls State Park, C&O "Fred and Mary Block," Brakes, Air Valve, GMCs Roaming on Canvas, Mostaccioli and Beef, Maryland Crab Salad

April 1993



The Alaska Highway 'Don't Feed The Bears', Two Birds Plus Equals Fire Down Below, C&O "Ron and Chris Larsen," Grease Cup Kit, Air Scoop, Sequence Game, Chicken Salad and Pepper Steak

October 1993




More About Brakes, The Phoenix, Refrigerator Replacement, This Olde Coach (Ideas Shared), C&O "Mark and Beverly Fincke," Voltage regulator, Beaded Swan, Garbage Can Corn, Tropical Fruit Cake, Creamy Pineapple Frosting

November 1992




GMC Intern'l Convention at Sedalia, MO, C&O "Bill and Bea Carpenter", Fuelish Questions, Rear Disk Brakes, Oil Leaking, Onan Generator, Spring Ritual, Miss Molly Mouse, Easy Graham Cookies and English Toffee

May 1993



Express Delivery, Hats Off to a Great Convention, C&O "Bill and Bea Carpenter", Fuelish Questions, Rear Disk Brakes, Oil Leaking, Onan Generator, Spring Ritual, Miss Molly Mouse, Easy Graham Cookies and English Toffee

November 1993



Trend Monitoring, Safe Passage, What a Sight, This Olde Coach (Rib Cage Revealed), Sharing A Dream, C&O "Clarence and Lydia Martin," Holey Creations, Out The Bathroom Window, Turkey Time

December 1992




The Christmas Good Samaritan, C&O "P. J. and Kay Smith," Brakes, Wheel Balancers, Bizzy Buzzer, Decorative Candle Holder, San Franciscan Pork Chops and Mushroom Chops

June 1993



The GMC Story, This Olde Coach (The Discovery), C&O "George and Barbara McLeod," Out With a Bang, About A.B.S. Brakes, Installing Headers, TV r/c protection, Tires and Speedometers, Potpourri Filled Vase, Tuna-Olive Casserole and Tuna Cakes

December 1993



The Knees Freeze, Convoy, Keep It Cool, This Olde Coach (The Willies), More Power, Pride in Ownership, C&O "Julius and Fran Schneider," Where's the Bow, Swing-A-Way Step, Window Buttons, Festive Pastries

Back Issues Are Available

January 1994




Washers and Widgets, Resume Cruise Control Conversion, Fire in the Hold, This Olde Coach (Radiators & More), C&O "Jim and Mary Ann Watters," It's an In-Vest-Ment, Windshield Wiper Arms, It's Apple Time

July 1994



Body Panels Reviewed, Baja, This Olde Coach (Frustration Wins), To Dry Camp Once In A While Is Not All Bad, C&O "Jack & Shirley Suttman," Jim's Gems, Simply Tee-rific, Toll Booth Roulette, Eye Glasses Repair, Break Your Fast with Strada

February 1994



Manly It Ain't, Fuel Systems, Leveling, and Loading, Surprise! Surprise!, This Olde Coach (Cheating), C&O "Bill and Bonnie Baugh," Oil Filter Relocation, Easy Access, Toilet Replacement, TBI Fuel Injection, Victorian Lace Hearts, Beans

August 1994



Another GMC Adventure, Sister Act Too, This Olde Coach (Going Up), Rally Hymn, Jim's Gems, C&O "Gene Braman," Cellular Phones, Tachometers, HEI Distributors, Radiator Shroud Boots, Photo Fantasy, Strawberrys: Great Summer Desserts

March 1994



A GMC in Alaska, Power Steering Rebuilding, A Diamond in the Rough, What Makes Us Tick, Pride in Ownership, C&O "Norman and Julia Kasch," Pretty Baskets, Hubs and Knuckles, Gasoline Pumps with Vapor Recovery, Chicken On The Fly

September 1994



1977 Coca-Cola Gadabout, Cliff Notes, Pride in Ownership, This Olde Coach (Up Down Out and Away), Model Description Explained, Anatomy of a Purchase, C&O "Bob & Karen Lamey," Radiator Filling, New Radio (Isolated Ground Solution), Country Charmer, Meatless Main Dishes

April 1994



Getting Her Home, The Voice of Experience, Air Wings, Frog Paradise?, This Olde Coach (Not Much Happening Here), C&O "Edward and Helen Hamlet," Mr. Pete, Final Drive Gasket, Window Channel, Thetford Valve Replacement, Bein' a Ham or Eatin' It

October 1994



"Exhausted", Jim's Gems, "Dawg?", This Olde Coach (Chassis Exposed), C&O "Don and Katie Langille", Modified Water Supply System, Big Grin Pumpkin Pins, Lemon Apple Dumplings, Upside-Down Apple Tart

May 1994



GMC Palm Beach Seeks Palmed Beach, 12 Miles per Gallon, More Ray's from Sunshine, Custom Screen Door & Push-to-open Door Latch, C&O "OD and Dorothy Jones," Fancy Folders, Salads and the Modern Market

November 1994



A Personal Gift, Newfoundland / Labrador Touring, Jim's Gems, And Then There Were Twelve, Not Just A Motorhome, C&O "Dave and Donna deGraffenreid", Pick Of The Crop, "B-Y-O-B" Bring Your Own Bites (Snacks and Hors d'oeuvres)

June 1994



Fuel Management, One Small Step/One Giant Step, Eight is Enough, QuickRise, This Olde Coach (Floor Preparation), Ragusa's Transmission Cooler Pan, C&O "Mac and Shirley MacNeal," Jim's Gems, From the Heart of Dixie

December 1994



Coach Rebuilding, Twenty Dollar Solution, Another View, Oil Pressure Verses Blood Pressure, Jim's Gems, Safari, This Olde Coach (Wiring Locations), C&O "Jack and Virgie McHaney", Mrs Claus, "The Good, The Bad and The Ugly", Morsels for a Crowd

The following is a check list of available back issues at the time of printing this magazine. You may photocopy this page for your ordering convenience.

Back Issues

- ___ Premier Issue
- ___ October 1992
- ___ December 1992
- ___ January 1993
- ___ February 1993
- ___ March 1993
- ___ April 1993
- ___ May 1993
- ___ June 1993
- ___ July 1993
- ___ August 1993
- ___ September 1993
- ___ October 1993
- ___ November 1993
- ___ December 1993
- ___ January 1994
- ___ February 1994
- ___ March 1994
- ___ April 1994
- ___ May 1994
- ___ June 1994
- ___ July 1994
- ___ August 1994
- ___ September 1994
- ___ October 1994
- ___ November 1994
- ___ December 1994
- ___ January 1995
- ___ February 1995
- ___ March 1995
- ___ April 1995
- ___ May 1995
- ___ June 1995
- ___ July 1995

Number of back issues requested
 x \$4.00
 \$ _____ Cost per Back Issue
 Sub Total

Reprints (Black and White, No Color)

___ November 1992
 Number of reprint issues requested
 x \$10.00
 \$ _____ Cost per Reprint Issue
 Sub Total

\$ _____ Amount enclosed

Address your request to :
 GMC Motorhome Marketplace
 c/o Back Issue Request
 7091 Broadway, Suite D
 Merrillville IN 46410

Subscribers: Please, include your account number with any order.
 Thank you.

EMISSION CONTROLS, CLEAN AIR and the GMC

By Ray Dzierzek
Tampa FL

At one time, emission control was a frightening subject to me. I have since converted eight diesel engine automobiles to gasoline engine autos. I have also helped several other people pass their tests. There is nothing complicated or difficult — it's all basics. I don't claim to be an expert on the subject, just humbled after failing an inspection, which left me wondering — "Why?"

Recently, the avoided subject of emission controls reared its ugly head in the *Letters to the Editor* section of GMCMM. Some of us have given this subject much thought, as we periodically become involved with the conversion of non-gasoline engines to gasoline.

Hillsborough County, Florida joined pollution control (or clean air testing) about four years ago (1990-1991). As a result, this encourages backers of clean air, who will most likely carry the inspection and monitoring of Earth's air much further than the present requirements. Currently, all automobiles produced in 1975 or later require an emission check to obtain a current state license plate. With the success of this program, predictions show RVs, trucks, motorcycles, and even powered lawn mowers may be future targets. The quest for *clean air* is here to stay; and, it will get *cleaner*!

Florida's requirements are less strict than those of New York and much less than those of California. These differences in standards are State standards that meet all Federal requirements (and in some cases more). All states must meet the Federal government's minimum standards as mandated by the *Clean Air Act*. For those who live in states that have yet to "come on line," there is no reason for individual vehicle owners to panic. The only possible course of action is to wait until each state prescribes a set of standards and a means of achieving them.

Since the mid 70s, all vehicles produced for sale in the United States require emission control devices.

This forces owners to maintain both the emission control devices and their vehicle so they can continue operating them.

At the time of production, standards implemented for each vehicle was based upon current governmental requirements. Each vehicular inspection depends on standards set then. Thus far, no state has required extensive aftermarket modifications to obtain today's standards.

As the GMC came off the production line in the mid 70s, requirements for clean air were only rudimentary. All concerned with production and clean air were still in a learning process. Unless something in the future changes that totally outlaws gasoline engines, updating GMC engines to today's standards requires the installation of several simple devices which control or reduce hydrocarbon release.

Depending upon the year of production, GMCs should already have some or all of the following systems installed and operational: Positive Crank case Ventilation system (PVC); Controlled Combustion System (CCS); fuel Evaporation Control System (ECS); Thermal Vacuum Switch (TVS); Throttle Return Control (TRC); and, High Energy Ignition (HEI). All of these systems **MUST** be on-board and in proper operating condition for an emission control inspections. Should an owner's state require inspection of the GMC, the above items will qualify the vehicle for the "as manufacturer" category.

There is neither time nor space to give a full description here of emission control systems in use today; but, there are some basic ideas that all owners should be aware of. The internal combustion engine (by nature of its design, function and support systems) produces gases, fumes, smoke, and poisons — all of which *can* and *do* harm all life around us. Three areas of the vehicle, that produce such contaminants are covered here.

First, the crank case releases unburned hydrocarbons as oil and fuel vapors. To control these emissions, most GMCs use the PVC system. Air, drawn into the left rocker arm cover from the air cleaner, is then drawn back out through the right rocker arm cover into the carburetor. Movement of the air creates a vacuum in the engine that "sucks" out all the blow-by fuel and oil. The PVC valve only opens at higher engine speeds — NOT at idle speeds.

Second, the fuel storage system emits evaporated gasoline. To prevent this, the GMC should have a closed fuel system and a carbon canister that vents only to the carburetor. The next required system is the HEI that GM installed on the GMCs in late 1975. The purpose of this ignition is to provide a hotter spark to burn the combustion fuel more completely. Federal standards call for timing set at 8° BTDC at idle to provide better combustion at all speeds — allowing for proper weights in the advance mechanism. The CCS provides exhaust heated air to the engine until it reaches operating temperature. Cold engines are polluters and the CCS reduces cold engine emissions. The TVS controls the vacuum advance to maintain the retard position until the engine has heated to 224° and 230°. The vacuum advance will function based on the engine's vacuum. In a closed throttle situation, the TVS controls engine speed to heat or cool the engine by advancing or retarding the vacuum advance. Hot engines produce less pollution by consuming hydrocarbons more completely. On vehicles so equipped, the TRC returns the throttle to the closed position to prevent dieseling or pre-ignition that will allow the engine to continue to turn over after turning off the ignition.

Some GMCs, produced in late 1975 and later, had an EGR system added as standard equipment. The EGR valve, mounted as a part of the exhaust cross over in the intake manifold, allows exhaust gasses to re-enter the combustion chamber. These gasses lower the combustion temperature and the lower temperatures in turn lower the production of nitrous oxides. The valve should be closed and should draw vacuum from the TVS. This switch operates only at part throttle on a hot engine.

Finally, most automobiles, from 1976 on, were produced with additional systems to control other emissions from the vehicle's tail pipe. This is mentioned as food for thought — for future consideration — should they eventually be required on the GMC.

Early tail pipe systems (built before 1981) included a catalytic converter, an air pump and a diverter.

When installed, their function was to supply more (oxygenated) air to the exhaust manifold. This allowed exhaust gasses a continued burn in the exhaust system. The gasses then passed through the catalytic converter that further reduced hydrocarbons and carbon monoxide. The diverter allowed air into the manifold at part throttle but vented it at closed throttle to prevent backfiring through the exhaust pipe.

In 1981, the manufacturers improved this system; during cold engine warm-up, the air pump is directed to the exhaust manifold, after the engine reaches a prescribed temperature, the air is diverted from the manifold to the converter. Early converters were two-way converters. They reduced hydrocarbons and carbon monoxide. Newer converters are three-way converters. They reduce not only hydrocarbons and carbon monoxide, but they also reduce nitrous oxides. On closed throttle 'coast' conditions both systems vent the air to preclude backfiring.

The diverter is simply a valve that controls the air flow from one place to another. Engine vacuum controls it, and the TVS (or a separate temperature sensing device) may be feed to it for additional control.

The above discussion is brief, but space prevents a detailed description. **Chilton** prints books on specific makes and systems.

The following description is a short version of the systems installed on or adaptable to the GMC. One might use any of the systems used on the 312 GM family of engines on the GMC (should the factory installed systems not be adequate for emission control testing in the future).

EGR intake manifolds are available from most 76 — 78 403 and 455 Oldsmobile engines. The heads of the 403 and 455 engines can be drilled and threaded to accommodate the manifold feed pipes used to supply oxygen to the exhaust gasses. With some modification all or most parts used on emission control systems built before 1981, can be adapted to the 403 or 455. All the emission control systems built for use in 1982 or later, depend on computer control, and it would necessitate prohibitive costs to install them on the GMC.

Keep in mind that GMCs do not require air pumps and catalytic converters; however, if they were to be required we would suggest using two catalytic converters in conjunction with a single air pump and diverter. We have found that two converters do a much better job than one, especially on larger engines. With more hydrocarbons being fed into the catalytic converter, it exerts more conversion effort to break these elements down into harmless emissions. To

accomplish this regeneration with the extreme heat generated, a single catalytic converter on a large engine (such as the 403 or 455) might simply burn itself out.

The HEI distributor is an absolute must and timing must be set at 8° BTDC at idle on these engines. The fuel system, whether it uses a carburetor or an injection system, should however be clean and working properly. Basically, if all on-board systems are clean and working properly, any vehicle can pass or be modified to pass an emission test.

At present there is no need to become panic stricken over emission control testing. This testing is done with maintenance in mind. After having lived with pollution control, we feel it is to our benefit. It keeps our breathing air cleaner and motivates us to maintain our vehicles according to the specifications dictated by GM in the maintenance manual.

The gentleman who initially raised the question about emission control used the descriptive word "clunkers." All "clunkers" will eventually be removed from the road. The days of poor compression and 50 weight oil, wrong spark plugs, owner determined timing, oversized exhaust pipes, 180° F thermostats, "engine honey," and owner modifications to an engine's design have caused the changes that make it necessary to remove "clunkers" from the highways. Each vehicle must meet its designed standards, and the test uses tail pipe emissions to determine which are non-conforming vehicles. Some states require visual inspections besides the tail pipe test. All the non-standard GMCs that are lame, sick or tired will eventually fall into the category of "clunkers" unless they are brought back up to the standards.


Nationwide the clean air program calls for certain categories of vehicles to be tested and pass. Federal law classifies any vehicle weighing 0 - 6000# as a vehicle requiring emission inspections. Anything over 6000# need not be inspected (at this time). None of the inspectors tell you what needs to be done, should your vehicle fail the test. If you fail, the issue of resolving the vehicle's problem is yours. Of course, this is the time to beware. When a failure emerges from an inspection station, there are "fleas" on the sidewalk waiting to grab them and take them down the long money road. Only a few shops know what they are doing; and, then (generally speaking) it still involves spending "LOTS OF MONEY."

In the long run, your owner's manual is the key, and your maintenance manual is the answer.




This Olde Coach


By Stephen Galovic




I believe this is where we left me in the last episode. It has been a month and I'm real glad to get out from under here.




That's Better



In our continued quest to disassemble the chassis of *This Olde Coach*, we first disconnected the emergency brake cables at each side of the coach, where the cable splits




to service both rear wheels. The frame was already on jack stands with the wheels removed, so we could proceed directly to removing the dust covers and grease caps from each wheel. We removed the cotter key and spindle nut, which allowed us to pull the brake drum out slightly bringing




August 1995



with it the washer and outer bearing. By pushing the brake drum back to its normal position, we could remove the






washer and outer bearing depriving them of the opportunity to leap onto the garage floor. We then removed the brake





GMC Motorhome Marketplace 17

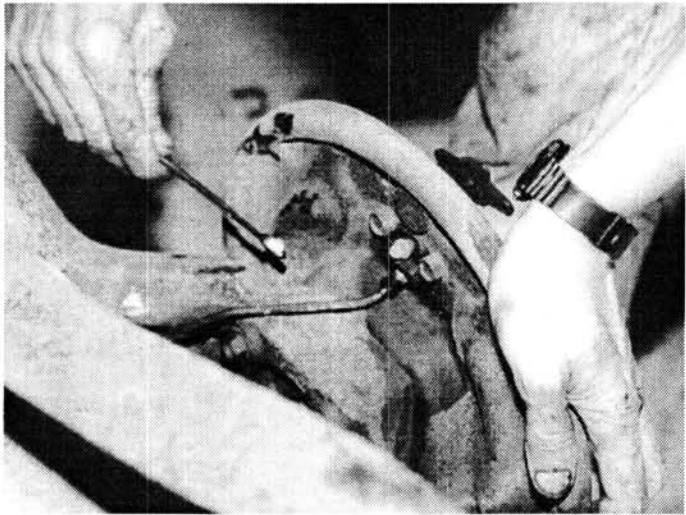


drums exposing the brake shoes and all the brakes' supporting parts, which we carefully disassembled and removed. We








three on each bogie and one at the rear of each wheel cylinder. By removing the two bolts from the back of each wheel cylinder, we were able to remove each wheel cylinder.



also removed the last section of each emergency brake cable, then disconnected all the brake line connections --



Then taking out the four bolts that hold the brake backing plate, through the spindle, to the bogie arm, we were able to remove the backing plates. The spindles were more than willing to remain with the spindle arm, which surprisingly, is what we preferred.



Coach and Owner

By Kathy M. Galovic

Exterior view featured on front cover

Alex and Ramona Sirum GMC Coach Owner

Okachobee, originally cultured as a farm town in cattle country, is filled with conservative yet industrious people like Alex and Ramona Sirum. Lake Okachobee draws in fishermen, so the town is quickly becoming a place where Kingfisher-like "snow birds" fly to winter. Many of the "Kingfishers" drive south in a variety of campers with their refrigerators full of fresh vegetables grown in their northern summer gardens. Every available space (campsite or otherwise) is filled during the "cold"

season. When they leave in the spring, vegetables have been replaced and they "fly" north with refrigerators and freezers full of fresh fish.

Because the town's tourism industry is still developing, the area is more affordable to people with limited incomes and small retirement incomes. "Traffic is building up, though," Alex said. "In 1980, you could take a nap in the middle of the road and never think anything of it. Today you think twice about even thinking about that."

Alex and Ramona find themselves grouped among a number of other Florida-based GMC dealers and specialists. Their shop, located in Okachobee, specializes in repairing the GMC Motorhome. However, they do other things that are also GMC related. The company's name is Alex Sirum Auto & GMC



When the couple founded the company, they were only an automotive business. They dealt in used cars, rental cars and auto mechanics. That changed dramatically in 1983 when they bought their first GMC.

Like many other GMCers, Alex and Ramona Sirum dove in head first when they bought their first GMC and never resurfaced. Their love and compassion for the GMC extends back to the time when in 1973 they first made their appearance in the marketplace. After seeing advertising for the newly released GMC Motorhomes, Alex began scouting his local GM dealerships and collecting all the brochures he could find about them. At one of the dealerships, he and Ramona drove a Pineapple Yellow 23' Sequoia. Alex was completely impressed with the ride of the little coach, but he had a family of six then (all still at home) and felt the 23 footer would be much too small for all of them.



Then in 1983 while driving around, Alex spotted another 23' Pineapple Yellow Sequoia in a yard at a trailer park. It looked like the Sequoia he and Ramona had seen at back in '73; the only differences were this one had 100,000 miles and ten years of wear and tear on it. Alex bought it.

Since it was in need of everything, Alex worked it over to the best of his ability. His time was limited so the progress was slow; but, he had converted a GMC Greyhound bus for camping many years before, so this type of work was nothing new to him.

When the coach was finished, one of Alex's customers came in. Seeing the coach, he mentioned that a friend of his




owned a GMC, and that he belonged to a GMC club. Alex told the customer he "wasn't interested in clubs," and that was the end of the subject, or so he thought.

A month later the customer's friends, Ramsey and Don Shaw visited Alex and Ramona. They explained about their club, the GMC Sunshine Statesmen, and invited the Sirums to their next gathering. When Alex and Ramona arrived at the gathering place, they were in awe and became excited. They had never seen so many **in-use** GMCs in one spot before. There in one place sat 25 or 30 of them. Then as the

Sirums looked around, they began to feel slightly out of place. They realized these people were not the average worker; most seemed to be more likely from the executive level.

The club's members didn't seem to mind, though. They accepted Alex and Ramona readily and their unease dissipated quickly.


Alex, while remodeling the Sequoia, had done some things with it that were out of the ordinary; things that suited his and Ramona's taste in living. When they showed others their coach, the people would ask "Who did this?" or "Where did you have that done?" Alex told them he did it. Then they were asking if he could or would do the same things for their coaches. Within three months of that meeting,



the Sirum's shop was full of GMCs, and that was the beginning of their specializing in the GMC. After 2 or 3 more years, their business was so consumed with working on GMCs they cut back on most of the car business, although Alex says he still buys and sells used cars.

After he became a recognized GMC specialist, Alex and his thriving business were taken under the wing of a west coast GMC company, who contracted him as a GMC service shop. When, some time later, Alex began selling parts directly to his customers instead of referring them to the west coast office, the owner approached Alex and said he would have nothing more to do with the Sirum's business.





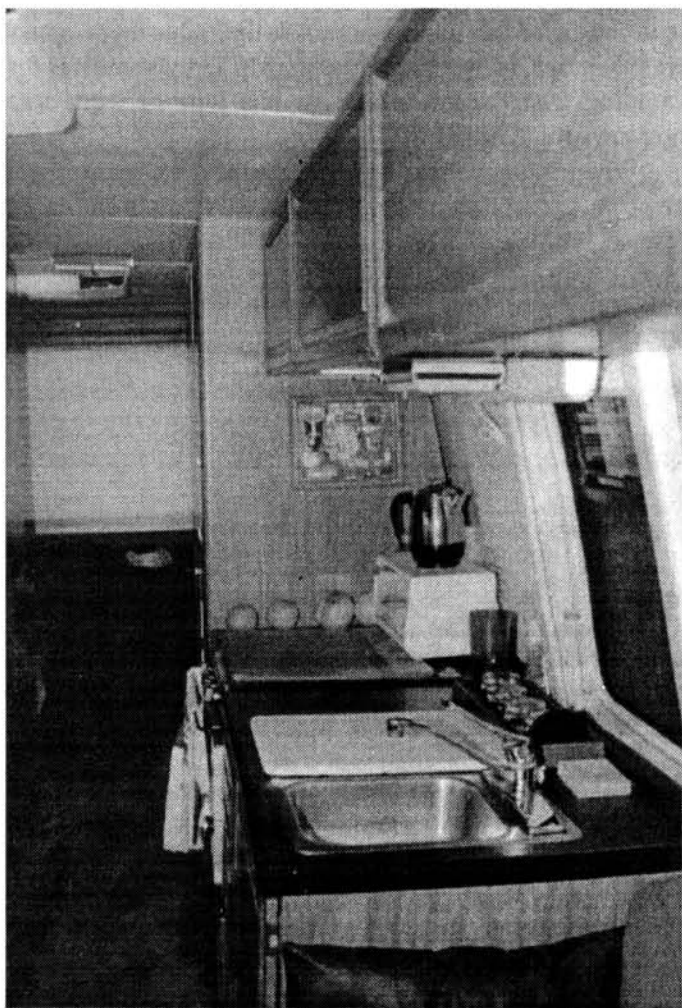
need of attention, so when Mr. Richardson called Alex to make an offer for the Eleganza over the phone, Alex told Richardson he really was not interested. Of course now both Alex and Ramona admit they knew nothing of the history behind the GadAbouts.

Mr. Richardson, not easily dissuaded, dropped by Alex's shop a second time; this time, he brought the Coca Cola with him. Alex quoted him a price for the Eleganza, which was high by dealer standards. He felt if Richardson really wanted his coach, they would be able to make a trade at that price. Richardson declined saying he "wouldn't be able to do that."

Eventually, Mr. Richardson went to Sirum Auto again with the GadAbout. Ramona took a look at it then. The next day, he dropped in to drive the Eleganza. Alex told him if he "wasn't willing to pay what I'm asking for it, I'm not willing to let you drive it." Richardson finally gave in and drove it home, calling a few days later to tell Alex it drove better than the new ones he had sold, and that the Sirums couldn't have it back even if they offered twice the money.

Shortly after they bought the GadAbout, they sold the Sequoia.

Alex says he does not specialize in renovating the GMC,




"There were no other dealers in the southeast who would deal with him," Alex said. "They still don't."

This action cut Alex back on the parts he could make available to his customers, but that didn't hold him down very long. Alex and his team began making and remanufacturing the parts they needed. Some of the items they now make are: specialty hub cap covers, rear pins and bushings, window screens and spindles. They also rebuild engines and hubs and knuckles. Furthermore, their work includes anything from changing the frame to changing the smallest screw.

After using the Sequoia for several years, Alex was approached by a Mr. Richardson from Richardson-Wynette Motors in Missouri. Alex had a beautiful 1978 Eleganza on his lot that he had restored. Mr. Richardson was interested in it and wanted to know if Alex would be interested in a trade. Alex mentioned that he might.

Richardson, a brother-in-law to Tammy Wynette, went home to Missouri. From there he sent Alex a video tape of a Coca Cola GadAbout that Ms. Wynette had used as a runabout. The video showed that the coach was in much



but he does on occasion take on that type of job. There may be no better evidence of his expertise than that which is seen in the Coca Cola GadAbout that he and Ramona now own. When they first acquired it, the ceiling was falling, the exterior paint was chipped and the furniture was deteriorating.


Although they have done a lot of work on the coach since they bought it, they have tried to maintain the appearance and quality of materials that the Coca Cola Company first put into the GadAbout.

All its mechanics were brought back up to specifications. Then they repainted the exterior as it was originally, only omitting the yellow spray at the rear edge of the white arched Coca Cola logo. This, Alex said, he left off because that type of painting requires a clear coat to be applied, and he is not impressed with the results of clear coats on the GMC. The only modification Alex made to the exterior of the coach was the addition of fender skirts. As a practical joke, Hal Lively

— who tends to be a prankster — complimented the coach with its newest addition. He installed a non-functional Coca Cola spigot from a soft drink fountain on the outside wall of the coach near the door.

GadAbouts originally had spare tire covers shaped like large bottle caps. The Sirum's coach did not have one of these when they bought it, and as yet they have not found one. If they ever do locate that tire cover, you can be sure it will find its way onto the back of their coach.

The interior of the coach was restored back to its original appearance by reupholstering all the furnishings in red. They laid new red carpet and replaced the ceiling. A minor change was made in the window dressings — after making new curtains, they added blinds. They replaced the refrigerator; but, by saving the face panel and cutting it down slightly, they were able to maintain the "pop machine" appearance. For finishing touches, Ramona "adopted" a mascot from a local Florida food chain. The little white polar bear wears a Coca Cola scarf and sits on the living area's sofa. Later at a rally, she "built" another bear for the bedroom. This tan one wears a white hat with a Coca Cola tag on it. "Now I have two mascots," she remarked. In addition to the bears, Ramona has purchased many items bearing the Coca Cola insignia with which to adorn the Sirum coach.



Both Alex and Ramona agree that it took a lot of work to restore the coach, but they say it was well worth their investments. They belong to several GMC clubs spread across the country and try to attend meetings for each through the year. Since they sold the Sequoia, they have enjoyed the GadAbout thoroughly.

We hope you enjoy this article a regular feature of our magazine. If you know of someone you would like to recommend for a future presentation, please drop us a note. With this in mind, you may receive a letter or be approached by one of our editorial staff members at a rally or campsite. It is our hope that you will feel free to show your coach and share your ideas, suggestions and adventures with other GMC coach owners. We have never found a GMC coach owner that was not interested in other GMC coaches, no matter in what stage its reconditioning or restoration might be.



MOMOE's STAR

An Easy, Quilt As You Go Design

Betty Davis

Fort Walton Beach FL

Make this lovely quilt by fashioning a number of quilted hexagons sewn together at the edges. It makes an excellent quilters project for home or the road, because each hexagon is prepared separately.

MATERIALS NEEDED:

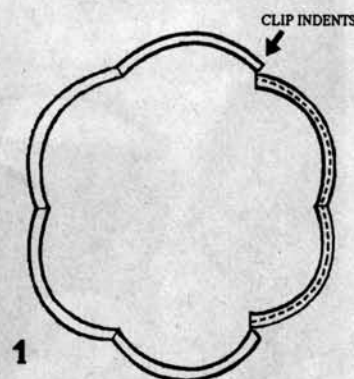
Twin Quilt (uses approximately 350 hexagons)
5 yds solid colored backing
4 yds fleece

Double/Queen Quilt (uses approximately 490 hexagons)
8 yds solid colored backing
6 yds fleece

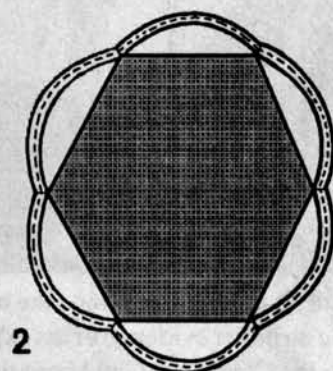
For all sizes:

Template plastic, tracing paper or light weight cardboard
Permanent fine point felt tip pen
Dress seamer (optional)
6" squares of patterned scraps for center inserts
Needle & thread to match backing
Glue stick
Pins

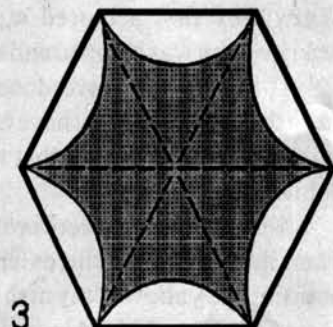
- Using the template plastic, make 1 scalloped template (Template A) and 1 hexagon template (Template B) from the pattern layout on page 25. Mark quilting pattern on Template B with felt pen for reference.
- For each hexagon, cut 1 piece of backing material from Template A adding a 1/4" seam allowance all the way around — or use the dress seamer to add the seam allowance when marking the fabric. (The dotted line on Template A indicates stitch placement rather than a fold line.)
Next, cut 1 each (without a seam allowance) from the fleece and print using Template B.
- Clip backing 1/4" between each scallop. Fold the 1/4" seam allowance to the wrong side of the backing and baste close to the folded edge. (See figure 1)
- Using the glue stick, attach a fleece hexagon to the wrong side of a printed hexagon. *NOTE: Glue sticks are made with water soluble glue that will wash away the first time you launder the quilt.*
- Glue fleece/print hexagon to the center of a solid backing. *Be sure to position fleeced side against the wrong side of backing.* (See figure 2)
- Fold scallops of backing over the print; pin in place. Slipstitch scallops though the fleece, being careful not to stitch through the backing. (See figure 3)
- Following quilting reference on Template B, mark quilting lines and quilt the piece by stitching through all three layers. (See figure 3)
- Lay two of the quilted hexagons with right sides together. Using a close whipstitch, sew or *piece* them together along one side. Join other hexagons along adjacent edges until the desired quilt size is reached. (See figure 4)



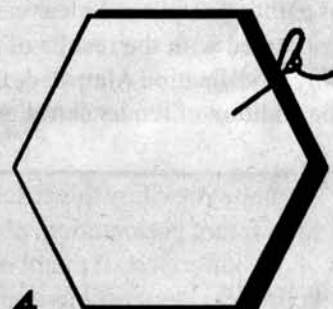
1



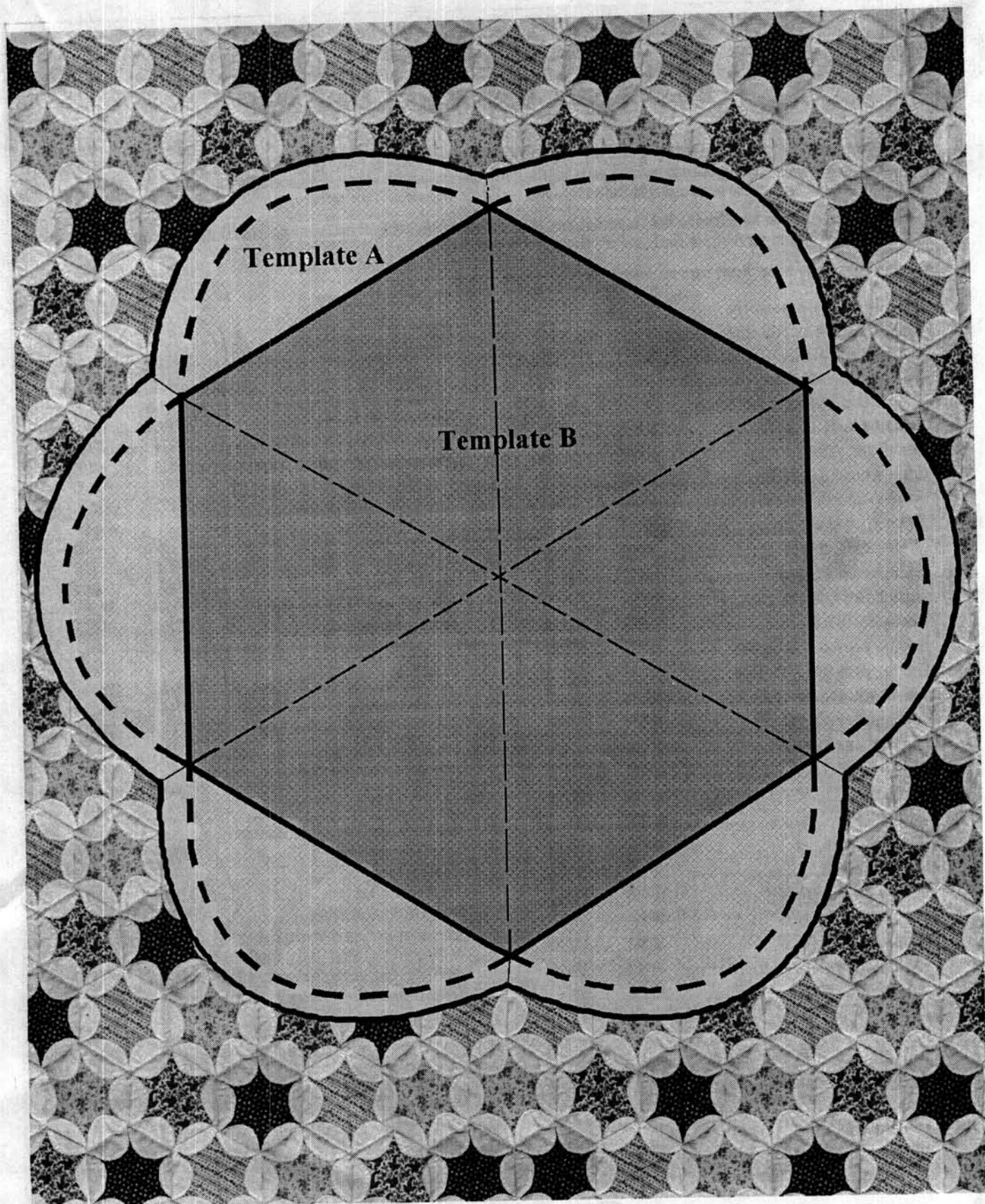
2



3



4



If you have a craft you especially like working with on the road, please, share it and possibly a little bit about yourself with us. We will consider it for publication.

JUST-4-GMC

You know us as GMC restoration specialists. In that we must source everything from lug nuts to crystal displays, we can be a unique source to you for a wide selection of original and updated parts for the repair and restoration of your GMC motorhome. We are also your largest and best source for GMC motorhome parts and accessories.

Whether you're looking for a hard to find suspension part or new style interior cabinets and seating, CLASCO can assist you in locating what you need. We are here to service your needs and are eager to earn your business.

The following are only a few items from our long list of "Just-4-GMC" parts:

MECHANICAL

Relay Lever	MP114.....	\$156.00
Idler Arm.....	MP120.....	\$99.00
Oil Cooler Lines Stainless Steel (feed & return)	MP347F/R.....	\$109.00
Front Motor Mount	MP145.....	\$31.00
Brake Master Cylinder.....	MP149.....	\$65.00
Drag Link	MP152.....	\$135.00
Gear Box	MP235.....	\$280
Air Bag Shutoff Kit	MP214.....	\$39.00
Oil Filler Boot Kit (2)	MP383.....	\$35.00
Remote Transmission Dipstick	MP222.....	\$89.00
Engine Oil Dipstick/Tube Kit	MP234.....	\$49.00
Steering Shaft CV Boot	MP240.....	\$12.00
Rotary Air Valve Rebuild Kit Complete.....	MP337.....	\$19.00
Emergency Brake Cable Kit Complete	MP337.....	\$235.00
Front Wheel Bearing/Seal Kit	MP315.....	\$80.00
Rear Wheel Bearing/Seal Kit	MP314.....	\$34.00
Front Brake Hose	MP206.....	\$34.00
Rear Brake Hose	MP281.....	\$46.00
Throttle Cable	MP104.....	\$79.00
Shift Cable.....	MP103.....	\$69.00
Height Control Valve	MP106.....	\$96.00
Height Control Sensor	MP516.....	\$250.00
OEM Style V-Twin Compressor	MP440.....	\$195.00
New Style Retrofit Compressor	MP230.....	\$159.00
Air Solenoid.....	MP343.....	\$40.00
Rear Spindle (new).....	MP463.....	\$265.00
Radiator Overflow Tank.....	MP330.....	\$8.00

EXTERIOR

Body Side Molding (early).....	BP136.....	\$125.00
Body Side Molding (late).....	BP157.....	\$175.00
Side Marker Light Assembly (amber)	BP195A.....	\$19.00
Side Marker Light Assembly (red)	BP195B.....	\$19.00
Window Felt Kit Complete (early style)	BP174.....	\$99.00
Window Rubber Kit Complete (late style).....	BP173.....	\$62.00
Window Screen (late style) front	BP132F.....	\$32.00
Window Screen (late style) rear.....	BP132R.....	\$28.00
Side Window Glass.....		Inquire
Main Door Gasket.....	BP135.....	\$54.00
Main Door Hinge Gasket Kit	BP182.....	\$14.00
Main Door Paddle Latch	BP185.....	\$69.00
OEM Style Clearance Light (amber or red).....	BP127A.....	\$8.00
Main Door Holdback Strap Kit.....	IA120.....	\$19.50

INTERIOR

OEM Driver Passenger Dome Light (lens)	EP166.....	\$3.00
OEM Driver Passenger Dome Light (base).....	EP165.....	\$8.00
Velour One Piece Contoured Dash Cover	IA243.....	\$96.00
Lens for OEM Dash Gauges.....	IA111.....	\$4.00
Lower Dash Closeout (late style)	IA122.....	\$75.00
Glovebox Lock	IA200G.....	\$10.00
Glovebox Logo	IA126.....	\$19.00
New Custom Color Driver & Passenger Seats.....		Inquire
Galley Countertop (early)	CP163E.....	\$150.00
Galley Countertop (late)	CP163L.....	\$150.00
Bath/Wardrobe Door Latch.....	IA171.....	\$26.00
Systems Monitor Control Panel	EP110.....	\$215.00
New Custom Color Leather Steering Wheel (grey).....	IA210.....	\$165.00
New Custom Color Leather Steering Wheel (taupe).....	IA211.....	\$165.00
New Custom Color Leather Steering Wheel (black).....	IA212.....	\$145.00
Custom Designed cabinets, recesses and pantries.....		Inquire


We Have Airbags \$189.00



CLASCO MANUFACTURING CORPORATION

5603 Commerce Drive • Orlando, Florida 32839 • 1-800-ASK-4GMC

Tasting Good



Fish Make A Splash

Citrus Salmon

Servings: 4-6

Serving size: 3-4 oz.

This flavorful citrus salmon dish can be prepared in just a few minutes.

- 1/4 C. orange juice
- 2 Tbs. balsamic vinegar
- 1 tsp. Dijon mustard
- 1 tsp. olive oil
- 1 tsp. green onion, finely chopped
- 1 small clove garlic, finely chopped
- 2 tsp. each parsley, basil and mint
- 1/8 tsp. salt
- Black pepper to taste
- 1-1/4 lbs. salmon fillets

Place all ingredients (except fish) into a lidded jar or container. Close lid; shake well to blend. Place salmon in a foil lined pan. Spoon a little vinaigrette over fish. Bake in a preheated 450 degree oven for 12 minutes per 1" thickness of fillets or until cooked through. Serve with remaining vinaigrette.

Nutritional data per serving: calories 256; protein 26g; fat 5g; carbohydrates 4g; sodium 140mg; cholesterol 84mg

Grilled Shrimp and Scallops

Servings: 4-6

Serving size: 2-3 pieces each

Capturing warm flavors of summer with delicious shellfish, tomatoes and plenty of herbs, this dish is excellent because shrimp and

scallops stand up to direct heat retaining their flavor.

Sauce:

- 3 med. tomatoes, chopped
- 1 banana pepper, chopped (hot or not)
- 1 tsp. lemon juice
- 3 green onions, chopped
- 2 cloves garlic, minced or pressed
- 2 Tbs. dry sherry (optional)
- 1/8 tsp. salt
- Black pepper to taste
- 1/2 C. fresh cilantro or parsley, chopped

Baste:

- 2 Tbs. dry sherry
- 1 tsp. olive oil
- 1 clove garlic minced or pressed
- 12 large shrimp
- 12 large scallops

To make sauce, put all sauce ingredients (except cilantro) in a medium sauce pan. Simmer for 5 minutes. Turn heat off and add cilantro; mix well. Cover and keep warm until time to serve.

Combine basting ingredients. Thread seafood alternately on skewers. Grill, brushing frequently with basting liquid, over medium coals until shrimp turn pink. Serve each skewer with about 1/4 cup of the sauce.

Nutritional data per serving: calories 168; protein 18g; fat 3g; cholesterol 62mg; sodium 300mg

Have any recipes you would like to share? Send us your suggestions and we will consider them for publication with full acknowledgment of you as the author.

Motorhomes for Sale 1978



1978 GMC Kingsley -- Sell due to death. Always garaged, 68K miles, new tires, stainless steel exhaust, miniblinds, 6KW Onan, phone, auto winterizing, maserator disposal, central vacuum sys, upgrades Buskirk. \$26,000 OBO. OH (419) 435-1821 ☆

1978 Eleganza, tan, 6KW, miniblinds, near perfect original interior, alum. wheels, 3 wkg A/C, pod, ladder, xtra cabinets, rear seat, microwave, new tires, carpet, stereo, shock absorbers, front end, bearings, bushings, bags. 80,000 miles. \$22,900 OBO. WA (206) 933-8279 **SOLD 508**



1978 Birchaven 23 ft. 403 eng. Rear bath, new front hubs & bearings, new rear brakes, generator, awning, screen door. \$52,000 miles. \$18,000 Lou Smith, El Paso TX (915) 593-0039 508

1978 Royale - 403 - Interior remodeled, rear twin beds, new front wheel bearings, brakes & tires. Decelomatic engine, exhaust braking sus. Road ready. \$26,500 Firm. FL (904) 664-7604 509

1978 Royale 403 w/ headers, Wallace hubs, asbestos brakes, upgrades throughout, garaged, a must see coach. \$26,000 CA (209) 627-1520 ☆

1978 Royale, rear bath, twin bunks, walnut interior, less than 20,000 miles on engine & power train, rebuilt & repainted by Buskirk. Almost everything new & improved. \$38,000 For details call OH (216) 653-6403 509

1978 Royale made 7-78, 3 A/C, 403 engine, 51,000 miles since new. Loaded \$19,900. Call for information. Herb Cook CA (619) 328-6759 ☆

1978 GMC Eleganza 26' Sleeps 6. Like new tires, Onan Gen., microwave, stove, sink, shower, park hookup, tow hitch, extra storage on top. 40K miles, 2 air cond., 455 engine. Garage kept. \$24,950. Excellent condition. IL (312) 488-7300 ☆

1978 Royale 3 A/C, pod, rear twin beds, new refrig., replaced interior. Almost everything new or replaced. 78K orig. miles. Ready to go! FL (407) 624-3014 ☆

1978 GMC 23' Birchaven, 403 CID, always garaged, 28K actual miles, coach underwent a complete professional renovation at 21K both to interior and exterior. Superb condition. Ready to drive away. \$32,500 TX (210) 833-4574 ☆

1978 GMC Royale 26' 3 A/C, microwave, twin beds, \$5000 improvement, many extras Call for info. PA (412) 693-2816 ☆

1978 GMC Eleganza II - sleeps 6, low mileage, always garaged. Like new inside & out. \$27,000. Call BUDDY BETHUNE NC (704) 896-7137 DA

Motorhomes for Sale 1977

Reach more GMC Owners with GMC Motorhome Marketplace Classified Ads.

1977 Royale 455 engine, 74K miles, 3 air, pod, exc. mechanics, up graded no leak air suspension, new fuel, vacuum, brake & radiator hoses. New AC dryer/condenser, air bags & more. A very reliable coach. Hate to part but need a larger MH. Trade on 88+ 28-31' RQB MH (SOB) or \$19,500 OBO. IL (618) 893-2829 508

1977 Kingsley 26' 60650 miles, dual roof air, pod, Onan gen. New Michelins, air bags. \$24,500 IA (319) 334-3731 509

1977 Eleganza II 26' rear bed, 3 A/C, 455 E.F.I. Improv, newer rfr, C.B., mascerator, 6KW Onan, pod, excellent tires & more. \$28,000 Phil Davies CA (619) 324-2286 510

1977 26' GMC Motorhome completely remodeled at a cost of \$51,000. Everything replaced with either new or rebuilt. Will deliver anywhere in the U.S. for \$48,900. MS (601) 856-8118 510

1977 27' GMC Royale, 3000 miles since engine trans overhaul. Rare center kitchen, walnut cabinets, 2 roof air, roof pod, awning, near new tires, records. Road ready. \$25,500 OBO. For details call OR (503) 356-2346 ☆

1977 Royale 403 engine with Thorley headers, complete interior, update in last 2 years, includes Caspro shocks, front suspension, fast steering gear, front hubs, brakes, less than 2000 miles on Michelin tires. Leather capt. chairs. McNeal dash, Dometic frig, TV antenna & toilet, new roof A/C. Excellent buy at \$27,000 TX (713) 984-1154 ☆

1977 23' GMC Birchhaven 60,000 miles, 3 Zip Dee awnings, screen door, vac, sleeps 6, factory pull down bunk over rear dinette. \$16,500 NJ (908) 251-8334 ☆

1977 Eleganza II 26' 57,000 original miles, no accidents or rust. Needs cosmetics. Exc. mechanics. Everything works. Drive anywhere. Asking \$15,000. FL (407) 254-8448 ☆

1977 Royale 26' Rear bath, 455 Engine, 69,700 mi. New tires, new batteries. Excellent interior & exterior 972-7030 or (308) 284-6061 ☆

77 GMC 23 Birchhaven 26,000 original miles, carpet, & paint. Rear bath. Super condition. Part trade \$25,000 OBO FL (407) 382-4937 ☆

77 Eleganza II 26' 455 \$30,000 Invested since 1991. All new carb, brakes, exhaust, Michelins, oil, fuel, brake lines, radiator hoses & belts, fan clutch, fridge/freezer, microwave, AM/FM cass, Onan 6K. Everything works, garaged. \$25,000 CO (303) 744-3100 ☆

1977 GMC Eleganza II 2 roof A/C, 455 eng., 55K miles, 6KW Onan good unit. \$21,900 negotiable OH (216) 765-8114 ☆

1977 23' Birchhaven Low mileage, 455, S.S exh, headers, alum. wheels, all suspension mods. Caspro. Excl. orig. always garaged. \$27,900 Firm. CT (203) 567-022 ☆

1977 GMC Palm Beach 455 CID, 3 A/Cs, 6.5K Onan. Refurbished. Asking \$20,000 NJ (609) 758-2219 ☆

1977 26' Kingsley GMC — low mileage factory remanufactured engine, new frame, air conditioners, shocks, etc. Attractive professional maroon paint. IL (217) 446-6606 **SOLD 508**

1977 23' Rear bath, excellent condition, many improvements, call for details & photos \$18,000 OBO IL (217) 356-8507 ☆

1977 GMC Birchhaven — New paint, tires. Fully equipped. \$18,000. For more information call - WV (304) 658-5856 ☆

If you respond to an ad from these pages tell them where you saw it.

Service Tips

Kick-Down Reborn
From Keith Oxford
San Diego, CA

I have found that hooking up an additional transmission kick-down switch in parallel with the stock switch gives a new versatility. Often, the transmission will shift up too soon when starting out unless you are heavy on the accelerator. Conversely, when going up a hill and more power is needed, or lugging is felt, you can shift down without touching the shift lever by pressing the auxiliary foot button. The best location of the foot switch is on floorboard next to the headlight dimmer switch. Before drilling, make sure that all is clear on the other side of the floor board. Use a heavy duty momentary contact switch, normally open. The wiring is simple. Locate the original kick-down switch. (On my '78 royal, it is located at the top of the throttle pedal.) Connect one wire to each terminal and run them to the new switch. Solder and tape all connections. Number 14 or 16 wire is fine.

Operation

You will learn to "2 foot drive." Starting out from a stop, with shift lever in drive, hold your left foot on the button and you will control when the transmission shifts. Release the button and immediately the

transmission will shift to second. Allow your speed to increase in 2nd. Repress the button and the transmission will hold in 2nd gear. If you step on the button too early, you will downshift to first gear. When in third, and you want more power, just step on the button and you're Back in second gear. When going up a long grade with the button down, and you are in 2nd, you may manually shift the gear lever into 2nd and then release the foot button. At a slower speed, with the shift lever in 2nd, stepping on the button will drop you to first. **Warning: Stepping on the button with your foot off the gas puts you in free wheeling! You have no engine breaking!**

Height Control Lever Bushings
From Don Denney
Wabash IN

A readily available inexpensive replacement for the rubber grommets in the link arm between the height control valve and the bogie arm can be made by using the bushings used by GM to mount electric windshield wiper motors in GM cars. You will need to cut the outside of the bushing to the center radius of the control link.

Note—on late model GM cars the inside radius of the bushing is metric, but you can use a punch to enlarge it to accommodate the 1/4" bolt.

Have any tips you would like to share? Send us your suggestions, and we will consider them for publication with full acknowledgment to you for your contribution.

Attention Advertisers

**Put in your Two Cents
Reach Thousands of
GMC Motorhome Enthusiasts**

Place Your Advertisement Here For As Little As

\$78.⁴⁰ a month

About 2¢ per read
2 column by 3-1/8"

For Complete Information Please Write


GMC Motorhome Marketplace

7091 Broadway, Suite D

Merrillville IN 46410-3537

or Call (219) 769-7733

Magazine Protectors



Made in U.S.A.

No more punching holes in magazines.

Insert magazine pages through opening in plastic holder. Place holder in any 3-ring binder.

Complete set of 12 holders only
\$3.00 includes shipping.

Send orders to:

GMCM

c/o Magazine Protectors

7091 Broadway, Suite D

Merrillville, IN 46410

Do You?

Do you pause to see the sunrise
As you start each golden day?
Do you stop to watch the sunset
In the midst of work or play?

Do you listen to another
As he shares his dreams with
you?

Do you give him inspiration
For great deeds that he would
do?

Do you give a cheerful greeting
To the persons who are sad?
Do you reach out, smile and
touch them?

Do you leave them feeling glad?

Do you give yourself in service?
Are your motives good and true?
When you spend life helping
others

They will see God's love in you!

1977 Rare Coca Cola — \$18,000 spent in last 9000 mi.
All new trans, motor, windshield, tires, exhaust, refig,
paint. Mint condition \$27,000 IL (618) 544-2051 ☆

Motorhomes for Sale 1976

1976 GMC Birchaven 23' 455 CID Rear bath, sleeps 4,
4K Onan, A/C, well maintained, nice original paint &
interior. Call OR (503) 469-3696 no answer, write Ed
Davis 17987 Gardner Ridge Brookings, OR 97415 510

1976 26' Palm Beach Must see & drive. Excellent
condition. Many updates. \$21,000 OBO Central NY
(315) 336-5169 ☆

1976 GMC Glenbrook 26' 52K original mi. Stored inside
& maintained in excellent condition. \$25,000 NY (607)
334-8533 510

1976 Palm Beach 2nd owner, 61,000 mi. Asking \$26,000
OH (419) 625-9162 ☆

1976 GMC Edgemont 26' 455, garaged. Zip Dee, twin
rear beds. Too much new to list. Excellent condition.
82,000 miles. \$20,000. NM (505) 376-2372 508

1976 GMC 23' Avion interior, 4KW Onan, side bath,
Bilstein shocks, trans cooler, many updates, Craftmatic
bed, parts, maint. & serv. books. Rear dinette, window
sun covers, microwave, tow hitch, 66K mi. \$21,500
neg. PA (717) 842-9828 ☆

1976 GMC 28' classic, rear twin beds, roof pod, A/C,
many extras. 455 engine. 96,000 mi. Overhaul 75,000
mi. New paint, garaged, all new Cooper tires. Complete
records. \$30,000 firm. FL (407) 676-5811 508

1976 26' Palm Beach 2 A/C, 6KW Onan, brakes & tires,
new microwave, T.V., awnings, roof pod, hitch. Excel-
lent cond. \$18,000 neg. PA (717) 842-7739 509

1976 Eleganza 63K miles, New Michelin tires, new
Alpine cassette, stainless steel water tank, 12 volt converter.
\$18,000 OBO Lives. WI (608) 788-4699 **SOLD 508**

1976 Eleganza II. Totally restored 1994 Clasco job.
Rebuilt eng. & tran. New white Imron paint, with blue &
gray stripes. All exterior parts new. Rectangular lights
etc. This is a show coach. Pictures & specs on request.
\$45,995 PA. (412) 353-2385 507

1976 GMC Palm Beach original condition. Paint, inter-
ior, new curtains, roof pod, A/C, 500 mls. on Winterfeldt
engine. Michelins, hitch, 6KW Onan. New stainless
water tank. Excellent running condition, always ga-
raged. One owner & full set of manuals. \$24,895 NE
(402) 551-7472 ☆

1976 Eleganza 26' 455 garaged. 68K mi. Clean, good
original rear bed parts. KY (606) 356-9378 ☆

1976 GMC Royale 26', rear bath, 110,000 miles, origi-
nal motor, very little oil used. Excellent condition me-
chanically & otherwise. 2 A/Cs, new tires, 6000 watt
generator. Selling due to bad health. \$15,000 Key West
FL (305) 296-3887 ☆

1976 Royale 455 engine 57,000 miles. Upgraded inter-
ior, custom painted, rear bath, new air, has many
extras. Excellent condition, always garaged \$20,500 IA
(515) 597-2121 or (515) 755-2602 ☆

1976 GMC 23' Birchaven 455CID. Original paint, 4KW
Onan, rear bath, 43K original miles, 6 new tires. \$20,000
OBO AR (501) 767-0356 ☆

76 Eleganza II too much new to list. Excellent cond.
\$27,500 NY (702) 254-5124 ☆

1976 GMC Glenbrook 26' Sleeps 6, like new tires, Onan
gen, stove, sink, tow hitch, park hook up, 2 A/C, 70K mi.,
455 engine. Garage kept. Excellent condition! (312)
488-7300 ☆

**Our Classified Ads are your best
advertising value**

New GMC Motorhome Club Forming

For GMC Motorhome owners located within a 200 mile radius of Pittsburgh Pennsylvania to include Western Pennsylvania, Ohio, West Virginia, and part of Maryland.

For more information

Contact:

Shawn Bennear

10 Highland Drive

McKees Rocks, PA 15136

Phone (412) 331-0817

1976 GMC Royale — rear bath, 62,000 miles, new Michelin tires, new wheels, new upholstery and interior, new engine, transmission, other items. In excellent order. \$28,000 TX (817) 924-0300 **SOLD 508**

1976 Palm Beach TLC Many new extras. Near Tahoe \$25,000 CA (916) 587-3866 ☆

1976 Birchaven 455CID 23' with screen door, original paint, gen., rear bath, sleeps 4. 34K actual miles, \$4,500 spent in updating. Very nice condition - well maintained \$26,000 IA (319) 465-3346 ☆

1976 26' Palm Beach All records & manuals, garaged, mechanically A-1. See and drive to appreciate. Vacation ready. \$25,000 OBO CA (714) 996-4738 ☆

Motorhomes for Sale 1975

1975 Palm Beach Project needs to be completed. 2 A/C, 455 cu. eng. 50K mi. new paint, new upholstery, most mechanics new. \$15,000 CA (408) 449-6039 ☆

1975 26' low mileage, new interior & appliances, S.S. exhaust, Bilsteins, all new front & rear mechanics, lines & hoses, Onan, rebuilt rectang. headlights, new tail lights. \$26,900 OBO CT (203) 567-0229 ☆

1975 26' Palm Beach 58K orig. miles, 3 way refrig, A&E awning, Bilstein shocks, 6KW Onan, roof pod, new tires. \$20,000 OH (216) 659-3987 509

1975 GMC 26' Eleganza II. 86k. New Bridgestone tires w/ chrome rims, 2 A/C units w/ 6kw. Flexsteel furn, rear bdr, good condition, micro, awning, 455 eng. Photos & records avail. \$20,000 Call Margaret & Jim Young CA (707) 552-7992 508

1975 GMC Eleganza 26' 455 Imron paint, screen door, many extras, awning, etc. Updated appliances, raised table and storage. \$25,750 CA (310) 377-7495 ☆

1975 26' Palm Beach. 2 roof A/C, 160K mi, clean, all records and manuals, original condition, last trip to Alaska, 6KW Onan, new Michelin tires, ready to travel. \$21,500 KS (913) 773-8461 ☆

1975 GMC Eleganza II 2 roof A/C 455 Eng. 59257 mi. Engine & coach completely refurbished. Too many new updates to list. Selling due to health. A must see at \$23,000 MS (601) 497-2444 ☆

75 26' Palm Beach — 455 CID, 34K documented miles. \$22,500/offer. VA (804) 730-1031 ☆

GMC Motorhome Clubs

GMC CASCADERS

Oregon, Washington, Idaho, & B.C.

21412 98th Avenue South

Kent, WA 98031

GMC CLASSICS

Texas, Oklahoma, Arkansas, & Louisiana

HCR 2, Box 6C

Medina, TX 77055

GMC COLONIAL TRAVELERS

250 mile radius from Morris County, NJ

522 Fourth Street Box 42

Catasauqua, PA 18032

GMC DIXIELANDERS

Alabama, Georgia, Kentucky, Mississippi, Tennessee, Western North Carolina, & Western South Carolina

2863 Palmer Drive

Charleston, SC 29414

GMC ELEGANT CRUISERS

Southern California and Southern Nevada

395 Pine Crest Dr.

Laguna Beach, CA 92651

GMC FORTY NINERS

Northern California and Northwestern Nevada

2490 Chestnut Street

Hanford, CA 93230

GMC GATEWAY MOTOR CRUISERS

Saint Louis and 200 mile radius

4897 Schumacher Road

High Ridge, MO 63049

GMC GREAT LAKERS

All states and provinces of Canada that touch the Great Lakes

261 Chambers Road

Mansfield, OH 44903

GMC HERITAGE CRUISERS

New York, Ohio, Pennsylvania, & Ontario, Canada

36 Dickson Street

Cambridge, ON Canada N1R 1T4

Voice: (519) 740-7881

FAX: (519) 740-7882

GMC MOTORHOMES INTERNATIONAL

Special Interest: GMC Motorhome Technical Information

North America

571 Province Road

Barrington, NH 03825

GMC MOUNTAINAIRES

500 mile radius from Denver, Colorado

980 Ridglea Way

Boulder, CO 80303

GMC NOR'EASTERS

Northeast United States

5377 Post Road

Charlestown, RI 02813

GMC PACIFIC CRUISERS

Southern California from Los Angeles to San Ysidro

5300 E. 28th Street

Long Beach, CA 90815

GMC SAGUARO JETSET

Arizona

6560 West Trails End

Tucson, AZ 85745

GMC SIX WHEELERS

Chicago & 200 mile radius

Rt.1, Box 226-A

Galesburg, IL 61401

GMC SUNSHINE STATESMEN

Florida

158 Old Tamiami Trail

Naples FL 33942

GMC TIDEWATER CRABS

Delaware, Maryland, New Jersey, Pennsylvania, Virginia, & District of Columbia

130 Doncaster Road

Joppa, MD 21085-4412

GMC WESTERN STATES

Special Interest: Preservation of the GMC Motorhome in 11 Western States of US and 3 Provinces of Canada

6328 Mountford Drive

San Jose, CA 95123

GMC YANKEE CLIPPERS

New England States

151 Moosup Pond Road

Danielson, CT 06239

GREATER MIDWEST CLASSICS

Minnesota, Wisconsin, N. Dakota, S. Dakota, Iowa, Nebraska, & Ontario

100 Brunswick Avenue North

Golden Valley, MN 55422

The above list of GMC clubs includes our known list to date. If your club is not represented here please drop us a note. We will gladly include it in future publications at no charge to you.

Coming Events Calendar

August

3-5

GMC Dixielanders
Dixon RV Retreat
near Lake Burton GA
Paul and Corky Rice
(706) 947-3981

4-6

GMC Mountainaires
Parrish Ranch
Berthoud CO
Mike Mayo
(303) 532-3476

5-7

GMC Great Lakers
Flea Market
Hartville OH
Don Wirth
(216) 877-3306

11-13

GMC Nor'Easters
Wassamki Springs
Scarboro ME
Carl and Dorothy
Carter
(207) 883-6135

18-20

**GMC Colonial
Travelers & GMC
Tidewater Crabs**
Old Mill Stream
Camping Manor
Lancaster PA
Bob & Joyce Harding
(609) 461-0712
Bill & Barbara Wessels
(717) 691-1964

18-20

**GMC Heritage
Cruisers**
Wings of Eagles Air
Show
Batavia NY
Jim & Jan Gsell
(716) 759-7811

18-20

GMC Six Wheelers
Hannibal MO
Bill Naden
(815) 942-5851
or PJ Smith
(309) 344-2145

September

6-12

GMC Saguaro JetSet
Silver City / Ruidoso
NM area
Gini and Ed Lynch
(602) 299-3368

8-10

GMC Great Lakers
Sault Train Ride
Michigan
John Resteiner
(517) 345-2817

10-16

**GMC International
Fall Convention**
Mount Rushmore KOA
Kampground
Hill City SD
Ralph Luby
(603) 664-5044

13-17

GMC Saguaro Jetsets
Napa Valley
Ed Lynch
(602) 299-3368

19-24

GMC Western States
Fall Roundup
Mary's Lake
Campground
Estes Park CO

29-Oct. 1

**GMC Heritage
Cruisers**
"Colour Cavalcade"
Adirondacks
Syracuse NY
Fred & Eunice Ely
(716) 494-1574

October

TBA

GMC Mountainaires
Kansas Hospitality
Rally
Pig Roast and
Goat Roping
Salina KS
Gary Anderson
(913) 825-0531
or Jerry Pickering
(913) 827-8522

5-8

GMC Dixielanders
Lakepoint Resort State
Park
Eufaula AL
Ron & Betty Davis
(904) 243-4877
Norm & Joan Mormann
(904) 664-7604

13-15

GMC Great Lakers
Antiques, Color, & U
of M vs IU
Bloomington IN
Jim Gribble
(313) 662-2483

20-22

GMC Saguaro Jetsets
Sedona
Foster Huff
(602) 955-2325

20-22

Sixwheelers
Site Pending
Michigan City IN
Fred Vaccaro
(708) 257-7754
or Ken Holste
(708) 385-2190

Motorhomes for Sale 1974

1974 26' Sequoia excellent condition, many extras, new Norcold frig, Caspro susp, electric step, microwave, new airbags, brakes, bearings, manifolds, etc. Recent complete overhaul done by Golby. \$16,000 John Taggart FL (407) 859-8937 ☆

Browsing classified ads can be fun and informative even when you're not really looking for something to purchase.

Motorhomes for Sale 1973

1973 Canyon Lands 32' 83K Good shape \$10,000 OBO MT (406) 793-5550 508

1973 Canyon Lands 57K miles. New tires, air conditioner, engine, carpet, windshield, radio. Transmission rebuilt, been stored indoors. Asking \$19,000. Don Leiser Bethlehem PA (610) 691-3070 509

1973 26' 455 Ex. Cond. 2nd own. New tires, chrome whls, awnings, gauges, gen, Corian, HEI, screen door, loaded, all records. 90K miles. \$23,000 OBO CA (213) 291-0508 509

1973 Canyon Lands 26' Refurbished 1991 - New engine, refrig, furnace, carpet, curtains. New style bushing factory overhaul generator, spare alternator, manifolds, airbags, new Michelin tires. Ready to travel. \$15,000 OBO Call for details. IN (219) 785-4303 511

1973 Painted Desert 26' 67k miles, 6K gen. Awning, Alcoa wheels, Michelin tires, custom painted, recarpeted & upholstery. Beautiful inside & out. \$22,500 FL (407) 578-5527 509

1973 GMC 26' Glacier Rebuilt carb, trans, engine, gen, front end. New exhaust manifolds, hot water heater & interior. Awning, duel air, microwave, Flexsteel captain chairs, ex. cond. \$17,500 CO (719) 547-0238 509

1973 GMC 26' 455 motor, 59,000 mls, complete professional restoration, new engine, trans, drive train, Onan 6.5, airbags. Interior prime condition. \$22,000 TX (915) 893-2810 ☆

1973 Estate sale, 1 owner, Exc. condition. Extras incl. Spare trans. Ready for next trip. Cash only. Call w/offer MI (517) 629-9911 ☆

1973 Canyon Lands 23' 455 eng. front & rear stabilizer bars, steering control, 4 new tires, new 120/12V regulator & house water pump, Honda water cooled gen. \$11,000 NJ (414) 668-6151 ☆

1973 GMC 26' 77,000 miles, rebuilt drive train, very good exterior. Must sell. \$13,900 OBO NY (315) 331-5180 ☆

1973 Painted Desert 62K, excellent condition, new upholstery, mini blinds. Always garaged. Call for details. \$16,000 OBO FL (813) 689-8526 ☆

Motorhomes for Sale

GMC MOTORHOMES FOR SALE — All fully restored. We also buy GMC Motorhomes and take trade-ins. Parts & Service available. Call **Buddy Bethune**, Davidson, NC (704) 896-7137 DA

S.O.B.'s (Some Other Brand)

Your dream motorhome — 1982 28' Airstream. Creampuff. Will trade for GMC 26' only if good cond. NY (716) 985-4753 ☆

1988 Revcon 31' Excellent cond. All the extras \$50,000 FL (813) 922-4729 ☆

Accessories

Name Badges. Engraved signs. License plates. **THE RAINBOW OF BADGES AND SIGNS** — Leon & Ann Harker, P.O. Box 9504 Naples, FL 33941 (941) 598-4300 512

We will gladly publish basic information about upcoming rallies or other functions that any GMC Club is willing to provide us. There is no charge for this service, however, information must be received not later than the first Friday of the month prior to the month of the scheduled event.

WINDWINGS — Fresh air in cockpit, as illustrated in GMCMM Premier Issue on pg. 9. All STAINLESS STEEL hardware. \$48.00 + \$4.00 S/H. Contact M.O. Lewis, #5 Leathers Lane, Muskogee OK 74401 (918) 682-7165 512

Sale 6KW Onan gen. runs well, starts quickly '75 \$1,200 Gary CA (408) 984-1166 ☆

Stainless T304 bumper bolts - washers, nuts 32 for \$30.00 + \$5.00 S&H. **CY CARLSON SALES** PO Box 42 Catasauqua PA 18032. PA res. plus 6% tax. PA (610) 264-7008. 506

SWING AWAY STEP Fully Automatic Electric Step — designed specifically for GMC Motorhomes — Stainless nonskid step pad — bolt on installation — Visa, Mastercard or check \$350 PP — Ken Rose, **Lark Enterprises**, 8735 Tamarisk Drive, San Antonio TX 78240 (210) 681-2440 512

Ragusa Pattern Shop, GMC Accessories, Cast Aluminum Steps, Handles, Trans cool pan, etc. Free Catalog, Write or Call, 1920-D E. Warner, Santa Ana CA 92705, (714) 261-5898 DA

Apliances

Norcold for parts or repair FL (407) 795-1149 ☆

ATTENTION GMC MOTORHOME OWNERS — Replacement stainless steel hot water tanks available for all GMC interior designs \$180 + \$10 UPS. Contact Jim DeMaere AB Canada (403) 329-3091 512

Body Parts

Cleaning out your garage? Remember, One man's trash is another man's treasure

Brakes

GMC 6-WHEEL DISC BRAKES 12.5" ROTORS largest GM calipers. Indy carbon metallic pads. Complete bolt on package for 2, 4 or 6 wheels. VA (703) 494-9914 FAX (703) 490-0902 512

Draperies

New or used items can be placed in the classified ad columns

Drive Train Parts

Drive axle shaft (2 @ \$225 ea.) + Shipping/Handling UT (801) 467-0293 508

What are you looking for? Print your requests in this space. Call today and place an ad.

Engine & Engine Parts

1978 403 cu. engine w/transmission & final drive, 60,000 miles \$700. Final drive w/jack shaft, 3.21 ratio, good cond. \$450 Eves. only OH (513) 293-3167 ☆

Reach more GMC Owners with GMC Motorhome Marketplace Classified Ads.

Exhaust Systems

Headers - 500CID Cadillac Tri-Y \$400.00 PA (814) 228-3338 After 8:00 pm EST Fax (814) 228-3800 anytime. ☆

Fuel Injection

Fuel Injection - 403, 405 Olds., 500 Cadillac digital port fuel injection. Closed loop, GM sensors. **Rance H. Baxter Auto Sales** Road 1 Box 298 A Genesee PA 16923 (814) 228-3338 after 8:00 pm EST Fax (814) 228-3800 anytime. 511

This Space Could Be Selling Your Items

Furniture

Two captains chairs incl. sliders. Mid. beige cloth: peach & blue accents. Pair \$110. ON (519) 658-5703 ☆

SERVICING AND SPECIALIZING IN GMC's SINCE 1973



**SBURN'S
R.V. SERVICE INC.
& STORAGE**

**Ed & Blake Osburn
Owners**

(505) 821-0543 821-0541

6001 Holly N.E. Albuquerque, NM 87113

refrigerators
air conditioners
generators
furnaces
water systems
engines
transmissions
body damage repaired
tow bars
GMC's for sale



TANKS

**WE STOCK ALL G.M.C.
FACTORY REPLACEMENT
WATER & WASTE TANKS**

**OFFERING A COMPLETE LINE OF R.V. AND
CONVERSION TANKS AND ACCESSORIES**

A small sample of what we carry:

- ✓ Holding Tanks
- ✓ Graywater Tanks
- ✓ Gauges
- ✓ Fittings
- ✓ Portable Toilets
- ✓ Water Tanks
- ✓ Water Heaters
- ✓ Water Pumps
- ✓ Accumulator Tanks
- ✓ Self contained Toilets

Call for your FREE Catalog

(714) 631-1814 or toll free at (800) 253-0115
ARDEMCO / 1685 Babcock, Costa Mesa, CA. 92627

SUNSCREENS

PRIVACY AND SHADE



Sunscreens available for all GMC windows
Protects interiors Daytime privacy

FRONT WINDOW WRAP AROUND - One piece covers front, driver and passenger side windows with Velcro® vent fasteners.


Textilene® - Heavy duty woven polyester vinyl covered fabric



Surprisingly
economical

A. GENE DAGEL
107 N. River Street
Seguin, TX 78155-5624
210 379-1377

We are Saving Trees



In our effort to conserve and re-use the world's natural resources, to reduce unnecessary waste disposal, and improve our environment
GMC Motorhome Marketplace is printed on recycled paper



ZIP DEE Awnings

The Standard By Which Others Are Judged



Discriminating GMC Motorhome owners, seeking the comfort and convenience of a Patio or Window Awning (or both), can enhance their choice by demanding THE BEST, but pay less.

Executive Coach Enterprises of Albion, Michigan, an authorized dealer of Zip Dee products favoring GMC Motorhome owners, has established a reputation for providing custom built Zip Dee Awnings, drop shipped to your door, at a token of what you would pay anywhere else.

With our assistance you can enjoy the lowest purchase price, and then increase your savings by completing your own installation, or if you prefer, you can arrange a custom installation by our experienced installers.

To save time and insure that you select the fabric that is the most satisfying to you, and complimentary to the color of your GMC, we suggest that you write, or call for a color brochure, make your selection, ask for our BEST price, and place your order with Executive Coach. Just ask for Jack.

Executive Coach Ent.
504 Haven Road

Albion, MI 49224
(517) 629-2211

GATEWAY MOTORHOME COMPANY



HELP FOR PROBLEMS WITH YOUR GMC MOTORHOME
QUALITY PARTS
REASONABLE PRICES
FAST DELIVERY

JUST A FEW OF OUR MANY PARTS IN STOCK

REAR PIN & BUSHING KIT 1 1/4" OR 1 1/2"	\$690.00
GAS SHOCKS - FULL SET OF SIX	\$279.00
FINAL DRIVE REBUILD KIT	\$247.00
DRIVE AXLE - EXCHANGE	\$294.00
AIR LEVEL KIT - ELECTRIC	\$489.00
STAINLESS STEEL WHEEL COVERS - SET OF SIX	\$189.00

COMMITTED ONLY TO THE GMC MOTORHOME
CALL TOLL FREE 1-800-654-0374

Have two rear seats (fold down bed), two bench seats & table. Pull up bunk bed (back of coach) with hardware & straps. All from '78 Elaganza, original corduroy covers. Good condition. Make offer including shipping. Call San Diego CA (619) 258-0684 Leave Message-Phone 509

Interior Parts

Replacement decals for Duo-Therm STD line air conditioner. \$5.00 plus \$1.25 S&H. Write to: JANA ASSOCIATES 1073 West Powers Littleton, CO 80120 508

Miscellaneous

Have a "2 bedroom" GMC! Replace your 30" wide couch with a 44" wide flip-back sofa/bed \$250 (Carolina blue plush velour). Matching Flexsteel cap's chair with adjustable base & seatbelt \$150. Both for \$350 plus shipping. 40 gal. fresh water tank \$100. 34x74 innerspring mattress \$100. Call Dr. Frank NC (704) 644-2316 ☆

Quick Rise as reviewed in June '94 issue. New, built with extra heavy duty pump & solenoids. \$350 + S&H IL (815) 722-6753 ☆

Parts

ATTENTION GMC MOTORHOME OWNERS - Replacement stainless steel air tanks available for all GMCs large first design \$89, second design \$59, each + \$5 UPS. Contact Jim DeMaere AB Canada (403) 329-3091 512

Radiators

GMC Motorhome Marketplace ads work
Service & Restoration

GMC Parts and Service RV PERFECTION, 12457 Gladstone, Sylmar CA 91342 (818) 837-9197 Fax (818) 837-7738 506

Suspension Parts

Armassy-control (1 pair) including existing 1 1/2 DIA bushing & spindles. \$700 + S/H UT (801) 467-0293 508

GMC FOUR BAG AIR SUSPENSION SYSTEM Dramatic improvement in rear end stability. FIRESTONE air bag. Complete bolt on kit. NEW. VA (703) 494-9914 FAX (703) 490-0902 508

Tires & Wheels

Goodyear G-152 radial (1 @ \$85 new). Factory radial rim (1 @ \$35) + S/H UT (801) 467-0293 508

7 Radial rims, 7 Michelin XPS 10 Ply, 7 stainless simulators, Bilstein shock absorbers. 455 exhaust manifolds. Offers on all or part. NY (516) 673-8489 508

Spread the word about your items for sale through the only national publication dedicated exclusively to GMC Motorhome Enthusiasts

7-Original Non-Radial Steel Rims \$100 for all IN (219) 769-7733 ☆

Tow Automatics

We're working for You

Wanted

Sequia-counter top, cabinet, 4 burner stove, front decal, cushion covers, drapes. Call UT (801) 963-1925 ☆

Want to Trade

Building homesite near Brevaro, NC. Trade for 260 GMC. FL (407) 851-3756 ☆

Wheel Covers

Let us help you get your message to the readers of GMC Motorhome Marketplace.

Royale Parts



MANY HARD TO FIND
PARTS FOR ALL GMC's
INCLUDING BODY,
SUSPENSION, DRIVE
TRAIN, ELECTRICAL
AND INTERIOR

BOTH NEW & REBUILT
-- AUGUST SPECIAL --
Windshield Covers
\$99.00

714-589-1016

SOUTHERN CALIFORNIA

WALLACE RV & AUTO REPAIR

SPECIALIZING IN GMC MOTORHOMES
NEAR INTERSTATES 10 & 19
9004 S. NOGALES HIGHWAY
TUCSON, AZ 85706 (520) 294-3076



GMC

Sliding Cockpit Window Screens

Always there for fresh air,
Keeps pets in, bugs out. As
seen in product Review of the
May '95 issue of GMCMM.
\$60.00 @ pair with tracks
plus \$4.00 S & H FL Residents add 7%
Paul Dobbin / Solutions
4201 4th Street N., Suite 2
St. Pete. FL 33703 Phone (813) 894-6300

BRADD & HALL

-- Ride in Comfort

Call for Free Catalog
1-219-825-2664

Only Bradd & Hall Offers:

- Substantial savings
- Wide selection in a variety of fabrics
- Technical expertise

Shop by mail or visit our showroom

For RVs, Vans, and Trucks

New showroom open in Sept. Call for directions.



Exclusively
FLEXSTEEL

Complete
satisfaction
or your
money
back!



Attention Advertisers

Reach Thousands of
GMC Motorhome Enthusiasts
Place Your Advertisement

Here For As Little As
\$64.⁸⁰ a month

1 column by 4 3/4"
For Complete
Information

Please Write

GMC Motorhome Marketplace

7091 Broadway, Suite D
Merrillville IN 46410-3537

or Call

(219) 769-7733

New 3.46 Final Drive Gears for GMC Motorhomes

General Motors had plans to build a high ratio gear (probably a 3.46) but had 3.07 gears already in production and decided to save the additional cost of redesign & tooling for the limited amount of GM Motorhomes made.

After 25,000 miles of testing our new 3.46 gears show no wear and no noise, with Horsepower up, torque right, and over the hill much easier.

Contact Marvin Peck at Gear Master Inc. (formerly Over The Hill Corp.)
6786 Piccadilly, Houston TX 77061 Phone (713) 649-4708

STAINLESS STEEL EXHAUST SYSTEMS FOR GMC MOTORHOMES

- STAINLESS MUFFLERS, CLAMPS, REPLACEMENT COMPONENTS
- USE WITH ORIGINAL EXHAUST MANIFOLDS OR HEADERS
- GUARANTEED FIT
- 2 1/2" DIAMETER SYSTEM SYSTEM C/W MUFFLERS & CLAMPS...\$860.⁰⁰
FOR 3" DIAMETER TAILPIPE AND EXTENSION ADD.....\$160.⁰⁰

SILVERTONE EXHAUST SYSTEMS

118 CULLODEN ROAD
INGERSOLL, ONTARIO
CANADA N5C 3R1

CALL DON SIMMONS
AT (519) 485-1966

GATEWAY MOTORHOME COMPANY



WINDSHIELDS \$435.⁰⁰ EACH DELIVERED

INCLUDES FREIGHT & CRATING

CALL TOLL FREE 1-800-654-0374

GMC



MOTORHOMES

BUSKIRK ENTERPRISES INC.

Clarence Buskirk (President)

Proudly serving the parts and service needs of GMC

Motorhome owners since 1982

We also buy and sell GMC Motorhomes


195 S. Stoutenburg Road

P.O. Box 232

Sandusky, Michigan 48471

Phone (810) 648-3963

Ken L. Frey Auto Repair



Total Service Center

Modified Transmission - Dipstick - Provides Easy Outside Access - \$55.00 Includes Shipping
Rear Bearing Dust Cover Kit - Easy Removal - Includes Tools and 4 covers - \$45.00 Includes Shipping

Air Bag Shutoff Valve Kit \$55.00 Includes Shipping

Complete Exhaust System Inst. w/Doug Thorley Headers \$1,200.00 - Call for details

Hot Run Pre-tested Engines - Transmissions



**1669 N. Old Bethlehem Pike
Quakertown PA 18951
(215) 536-1246**

Attention Advertisers

**Reach Thousands of
GMC Motorhome Enthusiasts
Place Your Advertisement**

Here For As Little As

\$51.²⁰ a month

1 column by 3-1/8"

For Complete Information

Please Write

GMC Motorhome Marketplace

7091 Broadway, Suite D

Merrillville IN 46410-3537

or Call (219) 769-7733

Exceptional Original
Drive Train and
Systems Updated

Better Than New

\$60K

Optional Equipment

Listing:

Dual roof air

AM/FM ca

Speakers upgrade

Micro

Macra

TV cable

Slide out house

battery

Tire cover

Dual deep cycle

Engines

Awnings

Roof Pod

Attention Advertisers

TV antenna

Car stereo

Fog lights

Sunscreens all

Dash protector

Cruise control

Cellular phone

Full front vinyl

Bug protector

CB 3 Motor

1 car

Everpure water filter

Rear gun cabinet

Angers

Wind wings

Trailer hitch (wired)

Auxiliary fuel pump

Radial detector

Reach Thousands of GMC Motorhome Enthusiasts

Place Your Custom Coach Advertisement Here

Complete with Picture For as little as

\$105.⁶⁰ a month

3 column by 3-1/8" For Complete Information

Please Write GMC Motorhome Marketplace

7091 Broadway, Suite D Merrillville IN 46410-3537

or Call (219) 769-7733

A D S

GMC MOTORHOMES

Steering Problems?

*We Can Make Your GMC
Drive Better.*

Ray Anderson ASE Certified
Auto Data Systems
1207 10th St.
Ballinger, Tx. 76821
(915)365-2247 (915)365-2709

NORTHERN CALIF CLASSIC G.M.C. SERVICE

415-456-1904
541 Irwin St.
San Rafael, CA 94901



Attention Advertisers

Reach Thousands of
GMC Motorhome Enthusiasts
Place Your Advertisement
Here For As Little As
\$44.⁰⁰ a month

1 column by 2-1/4"

For Complete Information
Please Write

GMC Motorhome Marketplace
7091 Broadway, Suite D
Merrillville IN 46410-3537
or Call (219) 769-7733

GMC MOTORHOME PARTS & SERVICE

Experience and Specializing
in GMC Motorhomes since 1973



SOUTHLAND ENTERPRISES

3000 Buford Hwy.
Buford GA 30518-3583
N.E. of Atlanta Off I-85

Zeb Frady (Owner)
Phone (404) 271-7502
Fax (404) 945-2572

SUN SCREENS WHEEL COVERS

SUN BLOCK Exclusively for GMC coaches

THE CUPBOARD

1802 Shepherd Court #337
Waukesha, Wisconsin 53186
(414) 574-7772

SEE GMCMM NOVEMBER 1993
ARTICLE "SHARING A DREAM"

● ASK FOR SAMPLES

BETHUNE SALES CO., INC.


Specializing In GMC Motor Homes Since 1973

If you are interested in
buying or selling a GMC
Motor Home contact:

Buddy Bethune
(800) 896-7137



BETHUNE SALES COMPANY, INC.
240 Northwest Drive · Davidson, NC 28036



SHOWING CUT-A-WAY OF UNIT INSTALLED

ATTENTION: GMC MOTORHOME OWNERS

Take a closer look at these heavy duty 3 bearing hub units
Designed for GMC Motorhomes shipped ready to install
These units come with a 5 year warranty

For more information & Brochures, contact

Wallace Bearing & Hub Company

9004 S. Nogales Highway, Tucson, AZ 85706
Telephone (520) 294-3076

Stainless Steel Tanks

Hot Water Tank Replacements

1st design (replaces aluminum tank)	\$180.00
2nd design (replaces steel tank)	\$180.00
Stainless steel preheat cartridge	\$28.00
Shipping	\$10.00

Air Tank Replacements

1st design	\$89.00
2nd design	\$59.00
Shipping	\$5.00
Air bag protectors (14 ga. S/S)	\$39.00
Shipping	\$5.00

All Prices US \$

3204 Lakeridge Blvd. Jim DeMaere
Lethbridge, Alberta, Canada T1K-3J1 (403) 329-3091

MONDELLO

Oldsmobile

Put 30 year of experience to work for you now! Recognized as the leading producer of high performance Oldsmobile engines for more than 3 decades you benefit from our uncompromised commitment to **PERFORMANCE...NOT PROMISES!** Plus a complete selection of proven Oldsmobile camshaft and kits, forged pistons, special pushrods and oiling systems and much more! Complete, balanced, coordinated engine kits.

Send \$5.00 for complete catalog.

CALL (805) 237-8808

1103 Paso Robles St • Paso Robles CA 93446



GMC
MOTORHOME

Custom Instrument Panel Sales & Manufacturers

ATTENTION:

GMC MOTORHOME OWNERS!

REPLACE YOUR OLD INSTRUMENT PANEL WITH A CUSTOM MADE INSTRUMENT PANEL.

FEATURING:

ANALOG GAUGES
ODOMETER WITH TRIP COUNTER
ELECTRO-ILLUMINOUS BACK LIGHTING
3 STYLES & COLORS TO CHOOSE FROM.
PLUS ACCESSORIES

INSTALL YOURSELF -- WITH
EASY TO FOLLOW COLOR-
CODED WIRE HARNESSES
WHICH MATCHES THE WIRING
OF YOUR OLD PANEL,
OR INSTALLATION IS AVAILABLE

**PLEASE CALL FOR YOUR FREE
COLOR BROCHURE TODAY.**

Mac & Shirley McNeal (310) 515-4974
16331 So. Visalia Ave. Carson, CA 90746

Attention Advertisers

Reach Thousands of GMC Motorhome Enthusiasts
Place Your Advertisement Here For As Little As


\$64.⁸⁰ a month

2 column by 2 1/4" For Complete Information

Please Write GMC Motorhome Marketplace

7091 Broadway, Suite D Merrillville IN 46410-3537

or Call (219) 769-7733



CUSTOM MADE TO FIT

GMC Oldsmobile powered 403 and 455 Motorhomes

CUSTOM FEATURES INCLUDE:

- Lifetime warranty on headers
- Headers 3/8" flange
- Headers-14 gauge heavy wall construction chrome nickel finish
- Piping-14 gauge heavy wall construction 3" aluminized
- Mufflers flow 160% more than stock system
- Engine runs easier on flats
- Pulls better on hills
- No more leaky manifolds
- If you are restoring a GMC this is the answer
- Improves MPG


"Now that our 403 Motorhome has logged about 3000 miles on the installation, I can truthfully say that it does what you maintain. So far I haven't noticed an increase in mileage, but the trade off for the extra power was what I was looking for. The system is as quiet as the stock system, which pleases us too. Jerry, I wanted you to know how pleased we are with the system, and also for your undivided attention to the "fine tuning" you gave the system. We left your business feeling very good about the investment and your concern that we were completely satisfied."

Roy Platz, Willits, California

P.O. Box 9222 4257 So. Highway 89 Jackson Hole, WY 83001

1-800-934-3569

Disclaimer: * Our fuel mileage tests show results given when we drive our 300 mile course at the same speed before and after. Gas mileage may vary depending on how the increased HP is utilized.



Do a friend a favor!

If you know anyone who has never received an issue of this magazine and might appreciate reviewing a copy of it, send us their name and complete address (or have them send us their name and address) and we will send them one free complimentary issue.

GRANDVIEW
MOTORHOME
CLASSIC RESTORATION & SERVICE

For Up-To-Date Comfort on the Road!

CENTRAL
OHIO



Call 513-644-4238

13880 Weaver Road • Marysville OH 43040

MECHANICAL
BODY & PAINT

INTERIOR RESTORATION

Tom & Nina Lee Hampton

More Power. Better Mileage.

Designed specifically for GMC Motorhomes, this system includes:

- ✓ Big 670cfm throttle body to replace existing Quadrajets carburetor
- ✓ Full functioning closed loop operation with oxygen sensor for optimized driveability, exhaust emissions and fuel economy
- ✓ A complete GM-style and quality wiring harness from engine to ECM
- ✓ Calibrations developed specifically for the Olds 405 and 455 engines as installed in GMC Motorhomes
- ✓ All GM diagnostic features, including "Check Engine" light are fully functional
- ✓ The Howell GMC Motorhome EFI package includes all necessary components including correct-length fuel lines, wiring harness, ECM, fuel pump, sensors, fittings & relays - all backed by a limited warranty. (Original air cleaner & distributor are retained.)

Every one of our products is backed by the expertise gained through over 25 years of GM engineering experience. When fuel injection is the question, Howell is the answer. Call us.

24356 Sorrentino Court
Clinton Twp., MI 48035
(810) 791-6400, FAX (810) 791-0802

Now you can upgrade the performance and drivability of your GMC Motorhome with GM-style throttle body fuel injection.



HOWELL

ENGINE DEVELOPMENTS, INC.
FUEL INJECTION APPLICATIONS

COD-M/C-Visa-AExp

Advertiser's Index

A

ARDEMO 32
Attention Advertisers
29, 34, 35, 36, 37
Auto Data Systems 36

B

Back Issues 12, 13
Bethune Sales Co., Inc. 36
Bradd & Hall Associates 34
Buskirk Enterprises Inc. 35

C

Clasco Manufacturing Corp. 26
Classified Advertising Order Form 39

D

Dagel Sun Screens 32
Do a friend a favor! 38

E

Executive Coach Ent. 33

G

Gateway Motorhome Company 33, 35
Gear Masters Inc. 34
GMC Motorhome Custom Instrument
Panel Sales & Manu 37
Golby Motor Corporation 2
Grandview Motorhome 38

H

Howell Engine Developments 38

J

JANA ASSOCIATES 4
Jardine Performance Exhaust Sys. 37
Jim DeMaere 37

K

Ken L. Frey Auto Repair 35

M

Magazine Protectors 29
Mondello Performance Products, Inc. 37

N

NOR-CAL Classic GMC Service 36

O

Osburn's RV Service Inc. 32

P

Paul Dobbin / Solutions 34

R

Ragusa Pattern Shop, Inc. 4
Royale Parts 34

S

Silvertone Exhaust Systems 34
Southland Enterprises 36

T

The Cupboard 36

W

Wallace Bearing & Hub Company 36
WALLACE RV & AUTO REPAIR 34
Winterfeldt 5

To place a classified advertisement use the form below. Each box represents a letter, space, or punctuation, fill in your ad text, don't forget to close with your state 2 digit abbreviation and phone number (including area code), example IN (219) 769-7733. You may use reproductions of this page for your convenience and multiple ads. Choose the general category you wish to have the ad placed in from the list at the right. In the event none of the listed categories seem appropriate, you may suggest a new category. We're always open for improvement. If we find your suggestion practical, we may create a new category, if not, we reserve the right to place it in a category we feel is most appropriate. Complete the ad cost calculation and personal information forms below. Ad requests received by the first Friday of the month will be published in the following month's magazine. Enclose your check or money order with this sheet and mail to GMC Motorhome Marketplace, Classified Advertising, 7091 Broadway, Suite D, Merrillville, IN 46410.

- MOTORHOMES FOR SALE
- S.O.B.'s (Some Other Brand)
- ACCESSORIES
- APPLIANCES
- BODY PARTS
- BRAKES
- DRAPERIES
- DRIVE TRAIN PARTS
- EXHAUST SYSTEMS
- FURNITURE
- INTERIOR PARTS
- MISCELLANEOUS
- RADIATORS
- SERVICE & RESTORATION
- SUSPENSION PARTS
- TIRES AND WHEELS
- TRADES
- WANTED

My Choice

[illegible]

You pick the Plan that best suits your needs

Number of Lines in ad
 Cost per linex \$2
 Sub Total.....\$
 Include Optional Picture(Add \$20.00).....
 Total Ad cost\$
 Number of issues submitted for.....x
 Amount enclosed\$

All ad requests must be submitted prepaid

Number of Lines in ad
 Cost per linex \$10
 Sub Total.....\$
 Include Optional Picture.....(Add \$100.00).....
 Total Ad cost(Amount enclosed).....\$

All ad requests must be submitted prepaid

Large Custom Display Ads are also available similar to the one shown at the bottom of page 31 of the Oct. 1993 issue, at a prepaid cost of \$132.00 for a single issue (\$105.60 each issue for two or more issues) prices include a picture. Text desired should be typed or clearly printed, showing layout desired, submitted with a picture (black and white or color print) and prepayment to **GMCMM**.

Account # _____ (From Your Magazine Address Label)

Name _____

Address _____

City _____ State _____ Zip _____ - _____

Phone () -

GMC Motorhome Marketplace 39

STAY INFORMED MONTHLY



If you're buying, selling, trading, offering or seeking service, you cannot afford to miss a single issue of GMC Motorhome Marketplace.

\$25.⁰⁰

Guarantees Monthly Delivery of the only National Motorhome Marketplace magazine dedicated exclusively to the GMC Motorhome owner's interest!

Take advantage right now to guarantee monthly delivery of your personal issue of GMC Motorhome Marketplace.

Back Issues are also available at a cost of \$4.00 each additional information inside the magazine.

Mail To:
GMC Motorhome Marketplace
7091 Broadway, Suite D
Merrillville, IN 46410-3537

Yes! I am a GMC Motorhome Enthusiast. I want to stay fully informed with the GMC Motorhome Marketplace. Enclosed is my check or money order for \$25.00 (\$35.00 US Funds for Canadian mailings) for my annual subscription. Send my GMC Motorhome Marketplace to:

Name _____

Address _____

City _____ State _____ Zip _____ - _____

Phone (____) _____ - _____

This page may be photocopied freely for the use of our present and future subscribers.